



# RACE DAY

**Mallory Park**

**26th April 2009**



Results Provided by Timing Solutions Ltd  
[www.tsl-timing.com](http://www.tsl-timing.com)

**BRSCC Porsche 924 Championship**  
**FREE PRACTICE - RACE 1 - CLASSIFICATION**

POS	NO	CL	NAME	ENTRY	TIME	ON	LAPS	GAP	DIFF	MPH
1	25		<b>Kamal KALSI</b>	Porsche 924	<b>55.561</b>	7	20			87.47
2	30		<b>Matthew UPCHURCH</b>	Porsche 924	<b>56.300</b>	10	10	<b>0.739</b>	0.739	86.32
3	7		<b>Alastair KIRKHAM</b>	Porsche 924	<b>56.383</b>	5	20	<b>0.822</b>	0.083	86.19
4	31		<b>William PENROSE</b>	Porsche 924	<b>56.672</b>	17	20	<b>1.111</b>	0.289	85.75
5	22		<b>Andrew HANNINGTON</b>	Porsche 924	<b>56.711</b>	5	20	<b>1.150</b>	0.039	85.69
6	60		<b>Steven BROWN</b>	Porsche 924	<b>57.139</b>	3	11	<b>1.578</b>	0.428	85.05
7	12		<b>John DAVIES</b>	Porsche 924	<b>57.242</b>	18	18	<b>1.681</b>	0.103	84.90
8	49		<b>Martin HALL</b>	Porsche 924	<b>57.565</b>	9	17	<b>2.004</b>	0.323	84.42
9	6		<b>Sebastian FERRARI</b>	Porsche 924	<b>57.575</b>	7	9	<b>2.014</b>	0.010	84.41
10	18		<b>Alfred PIESINGER</b>	Porsche 924	<b>57.904</b>	15	19	<b>2.343</b>	0.329	83.93
11	66		<b>Nicolo FERRARI</b>	Porsche 924	<b>58.131</b>	7	10	<b>2.570</b>	0.227	83.60
12	35		<b>Jayson FLEGG</b>	Porsche 924	<b>58.594</b>	5	17	<b>3.033</b>	0.463	82.94
13	3		<b>Mark MARSHALL</b>	Porsche 924	<b>58.844</b>	15	19	<b>3.283</b>	0.250	82.59
14	36		<b>Hugh PEART</b>	Porsche 924	<b>59.332</b>	16	16	<b>3.771</b>	0.488	81.91
15	5		<b>Vanessa FLEGG</b>	Porsche 924	<b>1:00.248</b>	15	17	<b>4.687</b>	0.916	80.66
16	42		<b>Christopher THORLEY</b>	Porsche 924	<b>1:01.041</b>	15	18	<b>5.480</b>	0.793	79.61

Car 6 please fit a working transponder

Weather / Track : Sunny / Dry

These results are provisional until the conclusion of any judicial and technical matters.

Mallory Park  
 Circuit Length = 1.3500 miles  
 Start: 09:30 End: 09:52

Clerk of Course :		Timekeeper :
-------------------	--	--------------

# BRSCC Porsche 924 Championship

## FREE PRACTICE - RACE 1 - LAP ANALYSIS

<b>3</b>	<b>Mark MARSHALL</b>						<b>Porsche 924</b>	
1 -	1:02.563	+ 3.719	9:32:51.378	11 -	1:01.539	+ 2.695	9:43:09.777	
2 -	1:03.370	+ 4.526	9:33:54.748	12 -	1:00.379	+ 1.535	9:44:10.156	
3 -	1:02.317	+ 3.473	9:34:57.065	13 -	59.433	+ 0.589	9:45:09.589	
4 -	1:03.747	+ 4.903	9:36:00.812	14 -	59.101	+ 0.257	9:46:08.690	
5 -	1:04.292	+ 5.448	9:37:05.104	15 -	<b>58.844</b>		<b>9:47:07.534</b>	
6 -	1:00.533	+ 1.689	9:38:05.637	16 -	59.019	+ 0.175	9:48:06.553	
7 -	59.968	+ 1.124	9:39:05.605	17 -	59.295	+ 0.451	9:49:05.848	
8 -	1:01.404	+ 2.560	9:40:07.009	18 -	59.240	+ 0.396	9:50:05.088	
9 -	1:01.305	+ 2.461	9:41:08.314	19 -	1:01.139	+ 2.295	9:51:06.227	
10 -	59.924	+ 1.080	9:42:08.238					
<b>5</b>	<b>Vanessa FLEGG</b>						<b>Porsche 924</b>	
1 -	1:13.851	+ 13.603	9:34:11.891	10 -	1:04.057	+ 3.809	9:43:51.689	
2 -	1:08.107	+ 7.859	9:35:19.998	11 -	1:04.107	+ 3.859	9:44:55.796	
3 -	1:04.265	+ 4.017	9:36:24.263	12 -	1:01.188	+ 0.940	9:45:56.984	
4 -	1:04.425	+ 4.177	9:37:28.688	13 -	1:00.794	+ 0.546	9:46:57.778	
5 -	1:07.188	+ 6.940	9:38:35.876	14 -	1:00.918	+ 0.670	9:47:58.696	
6 -	1:02.447	+ 2.199	9:39:38.323	15 -	<b>1:00.248</b>		<b>9:48:58.944</b>	
7 -	1:02.755	+ 2.507	9:40:41.078	16 -	1:05.158	+ 4.910	9:50:04.102	
8 -	1:02.721	+ 2.473	9:41:43.799	17 -	1:03.343	+ 3.095	9:51:07.445	
9 -	1:03.833	+ 3.585	9:42:47.632					
<b>6</b>	<b>Sebastian FERRARI</b>						<b>Porsche 924</b>	
1 -	1:03.430	+ 5.855	9:32:36.484	6 -	58.746	+ 1.171	9:47:05.079	
2 -	10:34.065	+ 9:36.490	9:43:10.549	7 -	<b>57.575</b>		<b>9:48:02.654</b>	
3 -	59.423	+ 1.848	9:44:09.972	8 -	58.107	+ 0.532	9:49:00.761	
4 -	58.586	+ 1.011	9:45:08.558	9 -	1:00.501	+ 2.926	9:50:01.262	
5 -	57.775	+ 0.200	9:46:06.333					
<b>7</b>	<b>Alastair KIRKHAM</b>						<b>Porsche 924</b>	
1 -	1:01.200	+ 4.817	9:32:25.167	11 -	57.824	+ 1.441	9:42:00.322	
2 -	59.092	+ 2.709	9:33:24.259	12 -	57.419	+ 1.036	9:42:57.741	
3 -	58.919	+ 2.536	9:34:23.178	13 -	58.141	+ 1.758	9:43:55.882	
4 -	56.839	+ 0.456	9:35:20.017	14 -	58.684	+ 2.301	9:44:54.566	
5 -	<b>56.383</b>		<b>9:36:16.400</b>	15 -	57.566	+ 1.183	9:45:52.132	
6 -	57.193	+ 0.810	9:37:13.593	16 -	58.180	+ 1.797	9:46:50.312	
7 -	56.712	+ 0.329	9:38:10.305	17 -	57.577	+ 1.194	9:47:47.889	
8 -	57.122	+ 0.739	9:39:07.427	18 -	1:14.430	+ 18.047	9:49:02.319	
9 -	57.542	+ 1.159	9:40:04.969	19 -	59.258	+ 2.875	9:50:01.577	
10 -	57.529	+ 1.146	9:41:02.498	20 -	56.739	+ 0.356	9:50:58.316	
<b>12</b>	<b>John DAVIES</b>						<b>Porsche 924</b>	
1 -	1:05.949	+ 8.707	9:32:49.878	10 -	58.534	+ 1.292	9:41:57.281	
2 -	1:03.920	+ 6.678	9:33:53.798	11 -	1:00.313	+ 3.071	9:42:57.594	
3 -	1:04.208	+ 6.966	9:34:58.006	12 -	2:10.088	+ 1:12.846	9:45:07.682	
4 -	1:03.693	+ 6.451	9:36:01.699	13 -	58.359	+ 1.117	9:46:06.041	
5 -	1:01.579	+ 4.337	9:37:03.278	14 -	1:00.192	+ 2.950	9:47:06.233	
6 -	58.275	+ 1.033	9:38:01.553	15 -	57.667	+ 0.425	9:48:03.900	
7 -	58.993	+ 1.751	9:39:00.546	16 -	59.281	+ 2.039	9:49:03.181	
8 -	58.975	+ 1.733	9:39:59.521	17 -	59.463	+ 2.221	9:50:02.644	
9 -	59.226	+ 1.984	9:40:58.747	18 -	<b>57.242</b>		<b>9:50:59.886</b>	
<b>18</b>	<b>Alfred PIESINGER</b>						<b>Porsche 924</b>	
1 -	1:03.242	+ 5.338	9:32:33.136	11 -	59.619	+ 1.715	9:42:32.705	
2 -	1:02.822	+ 4.918	9:33:35.958	12 -	1:00.268	+ 2.364	9:43:32.973	
3 -	1:01.130	+ 3.226	9:34:37.088	13 -	1:00.117	+ 2.213	9:44:33.090	
4 -	1:00.413	+ 2.509	9:35:37.501	14 -	1:00.610	+ 2.706	9:45:33.700	
5 -	59.695	+ 1.791	9:36:37.196	15 -	<b>57.904</b>		<b>9:46:31.604</b>	
6 -	58.735	+ 0.831	9:37:35.931	16 -	58.755	+ 0.851	9:47:30.359	
7 -	1:00.111	+ 2.207	9:38:36.042	17 -	58.878	+ 0.974	9:48:29.237	
8 -	58.815	+ 0.911	9:39:34.857	18 -	58.780	+ 0.876	9:49:28.017	
9 -	59.201	+ 1.297	9:40:34.058	19 -	58.955	+ 1.051	9:50:26.972	
10 -	59.028	+ 1.124	9:41:33.086					

Car 6 please fit a working transponder

Weather / Track : Sunny / Dry

# BRSCC Porsche 924 Championship

## FREE PRACTICE - RACE 1 - LAP ANALYSIS

<b>22</b>	<b>Andrew HANNINGTON</b>		Porsche 924				
1 -	1:02.384	+ 5.673	9:32:24.743	11 -	58.198	+ 1.487	9:42:04.679
2 -	58.569	+ 1.858	9:33:23.312	12 -	58.410	+ 1.699	9:43:03.089
3 -	57.166	+ 0.455	9:34:20.478	13 -	57.315	+ 0.604	9:44:00.404
4 -	58.004	+ 1.293	9:35:18.482	14 -	57.067	+ 0.356	9:44:57.471
5 -	<b>56.711</b>		<b>9:36:15.193</b>	15 -	57.514	+ 0.803	9:45:54.985
6 -	57.324	+ 0.613	9:37:12.517	16 -	57.399	+ 0.688	9:46:52.384
7 -	57.625	+ 0.914	9:38:10.142	17 -	58.445	+ 1.734	9:47:50.829
8 -	58.787	+ 2.076	9:39:08.929	18 -	58.249	+ 1.538	9:48:49.078
9 -	58.223	+ 1.512	9:40:07.152	19 -	57.295	+ 0.584	9:49:46.373
10 -	59.329	+ 2.618	9:41:06.481	20 -	57.535	+ 0.824	9:50:43.908
<b>25</b>	<b>Kamal KALSI</b>		Porsche 924				
1 -	57.387	+ 1.826	9:32:13.300	11 -	56.077	+ 0.516	9:41:44.254
2 -	56.034	+ 0.473	9:33:09.334	12 -	1:01.185	+ 5.624	9:42:45.439
3 -	57.561	+ 2.000	9:34:06.895	13 -	56.204	+ 0.643	9:43:41.643
4 -	56.104	+ 0.543	9:35:02.999	14 -	55.720	+ 0.159	9:44:37.363
5 -	59.749	+ 4.188	9:36:02.748	15 -	55.962	+ 0.401	9:45:33.325
6 -	59.356	+ 3.795	9:37:02.104	16 -	56.076	+ 0.515	9:46:29.401
7 -	<b>55.561</b>		<b>9:37:57.665</b>	17 -	55.886	+ 0.325	9:47:25.287
8 -	57.300	+ 1.739	9:38:54.965	18 -	56.074	+ 0.513	9:48:21.361
9 -	55.899	+ 0.338	9:39:50.864	19 -	57.972	+ 2.411	9:49:19.333
10 -	57.313	+ 1.752	9:40:48.177	20 -	55.602	+ 0.041	9:50:14.935
<b>30</b>	<b>Matthew UPCHURCH</b>		Porsche 924				
1 -	59.446	+ 3.146	9:32:38.212	6 -	57.121	+ 0.821	9:37:30.817
2 -	1:01.243	+ 4.943	9:33:39.455	7 -	58.182	+ 1.882	9:38:28.999
3 -	59.724	+ 3.424	9:34:39.179	8 -	56.310	+ 0.010	9:39:25.309
4 -	57.240	+ 0.940	9:35:36.419	9 -	56.538	+ 0.238	9:40:21.847
5 -	57.277	+ 0.977	9:36:33.696	10 -	<b>56.300</b>		<b>9:41:18.147</b>
<b>31</b>	<b>William PENROSE</b>		Porsche 924				
1 -	1:07.026	+ 10.354	9:32:43.091	11 -	57.331	+ 0.659	9:42:20.094
2 -	59.033	+ 2.361	9:33:42.124	12 -	57.210	+ 0.538	9:43:17.304
3 -	58.622	+ 1.950	9:34:40.746	13 -	57.055	+ 0.383	9:44:14.359
4 -	58.533	+ 1.861	9:35:39.279	14 -	59.091	+ 2.419	9:45:13.450
5 -	57.366	+ 0.694	9:36:36.645	15 -	56.747	+ 0.075	9:46:10.197
6 -	56.908	+ 0.236	9:37:33.553	16 -	57.495	+ 0.823	9:47:07.692
7 -	58.153	+ 1.481	9:38:31.706	17 -	<b>56.672</b>		<b>9:48:04.364</b>
8 -	56.763	+ 0.091	9:39:28.469	18 -	57.359	+ 0.687	9:49:01.723
9 -	57.137	+ 0.465	9:40:25.606	19 -	58.509	+ 1.837	9:50:00.232
10 -	57.157	+ 0.485	9:41:22.763	20 -	56.711	+ 0.039	9:50:56.943
<b>35</b>	<b>Jayson FLEGG</b>		Porsche 924				
1 -	1:08.791	+ 10.197	9:32:48.700	10 -	2:27.487	+ 1:28.893	9:43:16.933
2 -	1:04.260	+ 5.666	9:33:52.960	11 -	59.004	+ 0.410	9:44:15.937
3 -	1:01.831	+ 3.237	9:34:54.791	12 -	59.734	+ 1.140	9:45:15.671
4 -	59.525	+ 0.931	9:35:54.316	13 -	1:00.172	+ 1.578	9:46:15.843
5 -	<b>58.594</b>		<b>9:36:52.910</b>	14 -	58.975	+ 0.381	9:47:14.818
6 -	59.198	+ 0.604	9:37:52.108	15 -	59.495	+ 0.901	9:48:14.313
7 -	59.397	+ 0.803	9:38:51.505	16 -	58.936	+ 0.342	9:49:13.249
8 -	58.786	+ 0.192	9:39:50.291	17 -	58.889	+ 0.295	9:50:12.138
9 -	59.155	+ 0.561	9:40:49.446				
<b>36</b>	<b>Hugh PEART</b>		Porsche 924				
1 -	1:05.758	+ 6.426	9:32:46.457	9 -	1:00.797	+ 1.465	9:41:12.233
2 -	1:05.485	+ 6.153	9:33:51.942	10 -	1:00.350	+ 1.018	9:42:12.583
3 -	1:04.558	+ 5.226	9:34:56.500	11 -	1:00.163	+ 0.831	9:43:12.746
4 -	1:04.888	+ 5.556	9:36:01.388	12 -	1:00.470	+ 1.138	9:44:13.216
5 -	1:04.378	+ 5.046	9:37:05.766	13 -	1:01.539	+ 2.207	9:45:14.755
6 -	1:00.743	+ 1.411	9:38:06.509	14 -	59.814	+ 0.482	9:46:14.569
7 -	1:02.350	+ 3.018	9:39:08.859	15 -	1:01.223	+ 1.891	9:47:15.792
8 -	1:02.577	+ 3.245	9:40:11.436	16 -	<b>59.332</b>		<b>9:48:15.124</b>

Car 6 please fit a working transponder

Weather / Track : Sunny / Dry

www.tsl-timing.com

Mallory Park  
Circuit Length = 1.3500 miles  
Start: 09:30 End: 09:52

Page 2 of 3

Printed - 09.53 Sunday, 26 April 2009

**BRSCC Porsche 924 Championship**  
**FREE PRACTICE - RACE 1 - LAP ANALYSIS**

<b>42 Christopher THORLEY</b>		<b>Porsche 924</b>					
1 -	1:06.035	+ 4.994	9:32:35.474	10 -	1:04.075	+ 3.034	9:42:05.580
2 -	1:05.592	+ 4.551	9:33:41.066	11 -	1:02.014	+ 0.973	9:43:07.594
3 -	1:03.564	+ 2.523	9:34:44.630	12 -	1:04.266	+ 3.225	9:44:11.860
4 -	1:02.454	+ 1.413	9:35:47.084	13 -	1:04.643	+ 3.602	9:45:16.503
5 -	1:01.767	+ 0.726	9:36:48.851	14 -	1:01.333	+ 0.292	9:46:17.836
6 -	1:02.981	+ 1.940	9:37:51.832	15 -	<b>1:01.041</b>		<b>9:47:18.877</b>
7 -	1:04.411	+ 3.370	9:38:56.243	16 -	1:01.309	+ 0.268	9:48:20.186
8 -	1:02.255	+ 1.214	9:39:58.498	17 -	1:04.115	+ 3.074	9:49:24.301
9 -	1:03.007	+ 1.966	9:41:01.505	18 -	1:03.934	+ 2.893	9:50:28.235
<b>49 Martin HALL</b>		<b>Porsche 924</b>					
1 -	1:02.371	+ 4.806	9:32:23.572	10 -	57.996	+ 0.431	9:42:50.140
2 -	1:03.356	+ 5.791	9:33:26.928	11 -	58.769	+ 1.204	9:43:48.909
3 -	1:01.493	+ 3.928	9:34:28.421	12 -	59.335	+ 1.770	9:44:48.244
4 -	1:01.781	+ 4.216	9:35:30.202	13 -	59.325	+ 1.760	9:45:47.569
5 -	1:04.685	+ 7.120	9:36:34.887	14 -	1:02.768	+ 5.203	9:46:50.337
6 -	2:23.823	+ 1:26.258	9:38:58.710	15 -	1:00.846	+ 3.281	9:47:51.183
7 -	58.167	+ 0.602	9:39:56.877	16 -	1:02.659	+ 5.094	9:48:53.842
8 -	57.702	+ 0.137	9:40:54.579	17 -	1:53.394	+ 55.829	9:50:47.236
9 -	<b>57.565</b>		<b>9:41:52.144</b>				
<b>60 Steven BROWN</b>		<b>Porsche 924</b>					
1 -	1:00.829	+ 3.690	9:32:24.208	7 -	57.794	+ 0.655	9:38:12.450
2 -	58.235	+ 1.096	9:33:22.443	8 -	57.422	+ 0.283	9:39:09.872
3 -	<b>57.139</b>		<b>9:34:19.582</b>	9 -	57.623	+ 0.484	9:40:07.495
4 -	57.532	+ 0.393	9:35:17.114	10 -	58.227	+ 1.088	9:41:05.722
5 -	57.226	+ 0.087	9:36:14.340	11 -	57.521	+ 0.382	9:42:03.243
6 -	1:00.316	+ 3.177	9:37:14.656				
<b>66 Nicolo FERRARI</b>		<b>Porsche 924</b>					
1 -	1:04.271	+ 6.140	9:32:35.916	6 -	58.240	+ 0.109	9:37:36.254
2 -	1:03.270	+ 5.139	9:33:39.186	7 -	<b>58.131</b>		<b>9:38:34.385</b>
3 -	1:00.863	+ 2.732	9:34:40.049	8 -	58.420	+ 0.289	9:39:32.805
4 -	59.642	+ 1.511	9:35:39.691	9 -	58.972	+ 0.841	9:40:31.777
5 -	58.323	+ 0.192	9:36:38.014	10 -	1:02.856	+ 4.725	9:41:34.633

Car 6 please fit a working transponder

Weather / Track : Sunny / Dry

www.tsl-timing.com

Mallory Park  
 Circuit Length = 1.3500 miles  
 Start: 09:30 End: 09:52

# BRSCC Porsche 924 Championship

## QUALIFYING - RACE 1 - CLASSIFICATION

POS	NO	CL	NAME	ENTRY	TIME	ON	LAPS	GAP	DIFF	MPH
1	30		Matthew UPCHURCH	Porsche 924	55.389	20	20			87.74
2	25		Kamal KALSI	Porsche 924	55.570	6	21	0.181	0.181	87.45
3	66		Nicolo FERRARI	Porsche 924	55.923	16	19	0.534	0.353	86.90
4	31		William PENROSE	Porsche 924	55.979	7	20	0.590	0.056	86.81
5	7		Alastair KIRKHAM	Porsche 924	56.437	5	20	1.048	0.458	86.11
6	49		Martin HALL	Porsche 924	56.744	8	20	1.355	0.307	85.64
7	22		Andrew HANNINGTON	Porsche 924	56.773	2	20	1.384	0.029	85.60
8	6		Sebastian FERRARI	Porsche 924	57.039	6	15	1.650	0.266	85.20
9	60		Steven BROWN	Porsche 924	57.095	13	20	1.706	0.056	85.12
10	12		John DAVIES	Porsche 924	57.362	15	19	1.973	0.267	84.72
11	18		Alfred PIESINGER	Porsche 924	57.970	4	16	2.581	0.608	83.83
12	3		Mark MARSHALL	Porsche 924	58.293	8	19	2.904	0.323	83.37
13	35		Jayson FLEGG	Porsche 924	58.317	3	8	2.928	0.024	83.33
14	5		Vanessa FLEGG	Porsche 924	59.366	15	18	3.977	1.049	81.86
15	36		Hugh PEART	Porsche 924	59.705	15	18	4.316	0.339	81.39

Weather / Track : Bright / Dry

These results are provisional until the conclusion of any judicial and technical matters.

Mallory Park  
 Circuit Length = 1.3500 miles  
 Start: 10:59 End: 11:20

Clerk of Course :		Timekeeper :
-------------------	--	--------------

# BRSCC Porsche 924 Championship

## QUALIFYING - RACE 1 - LAP ANALYSIS

<b>3</b>	<b>Mark MARSHALL</b>		<b>Porsche 924</b>				
1 -	1:00.005	+ 1.712	11:01:30.915	11 -	59.143	+ 0.850	11:11:25.602
2 -	1:05.194	+ 6.901	11:02:36.109	12 -	58.748	+ 0.455	11:12:24.350
3 -	59.022	+ 0.729	11:03:35.131	13 -	59.222	+ 0.929	11:13:23.572
4 -	58.564	+ 0.271	11:04:33.695	14 -	1:00.415	+ 2.122	11:14:23.987
5 -	59.062	+ 0.769	11:05:32.757	15 -	58.478	+ 0.185	11:15:22.465
6 -	58.896	+ 0.603	11:06:31.653	16 -	58.441	+ 0.148	11:16:20.906
7 -	58.577	+ 0.284	11:07:30.230	17 -	59.108	+ 0.815	11:17:20.014
8 -	<b>58.293</b>		<b>11:08:28.523</b>	18 -	59.507	+ 1.214	11:18:19.521
9 -	58.693	+ 0.400	11:09:27.216	19 -	1:05.163	+ 6.870	11:19:24.684
10 -	59.243	+ 0.950	11:10:26.459				
<b>5</b>	<b>Vanessa FLEGG</b>		<b>Porsche 924</b>				
1 -	1:03.275	+ 3.909	11:01:40.060	10 -	1:00.605	+ 1.239	11:11:00.602
2 -	1:05.841	+ 6.475	11:02:45.901	11 -	1:04.317	+ 4.951	11:12:04.919
3 -	1:01.995	+ 2.629	11:03:47.896	12 -	1:03.766	+ 4.400	11:13:08.685
4 -	1:03.100	+ 3.734	11:04:50.996	13 -	1:02.245	+ 2.879	11:14:10.930
5 -	1:02.138	+ 2.772	11:05:53.134	14 -	1:00.080	+ 0.714	11:15:11.010
6 -	1:00.967	+ 1.601	11:06:54.101	15 -	<b>59.366</b>		<b>11:16:10.376</b>
7 -	1:01.906	+ 2.540	11:07:56.007	16 -	59.844	+ 0.478	11:17:10.220
8 -	1:02.533	+ 3.167	11:08:58.540	17 -	1:06.918	+ 7.552	11:18:17.138
9 -	1:01.457	+ 2.091	11:09:59.997	18 -	1:05.940	+ 6.574	11:19:23.078
<b>6</b>	<b>Sebastian FERRARI</b>		<b>Porsche 924</b>				
1 -	1:04.585	+ 7.546	11:01:50.239	9 -	57.331	+ 0.292	11:13:40.589
2 -	1:36.860	+ 39.821	11:03:27.099	10 -	57.478	+ 0.439	11:14:38.067
3 -	4:25.523	+ 3:28.484	11:07:52.622	11 -	57.749	+ 0.710	11:15:35.816
4 -	58.102	+ 1.063	11:08:50.724	12 -	57.761	+ 0.722	11:16:33.577
5 -	58.916	+ 1.877	11:09:49.640	13 -	57.348	+ 0.309	11:17:30.925
6 -	<b>57.039</b>		<b>11:10:46.679</b>	14 -	57.444	+ 0.405	11:18:28.369
7 -	59.229	+ 2.190	11:11:45.908	15 -	57.333	+ 0.294	11:19:25.702
8 -	57.350	+ 0.311	11:12:43.258				
<b>7</b>	<b>Alastair KIRKHAM</b>		<b>Porsche 924</b>				
1 -	57.671	+ 1.234	11:01:13.200	11 -	57.051	+ 0.614	11:10:45.762
2 -	56.509	+ 0.072	11:02:09.709	12 -	56.905	+ 0.468	11:11:42.667
3 -	56.769	+ 0.332	11:03:06.478	13 -	57.066	+ 0.629	11:12:39.733
4 -	58.256	+ 1.819	11:04:04.734	14 -	57.241	+ 0.804	11:13:36.974
5 -	<b>56.437</b>		<b>11:05:01.171</b>	15 -	57.184	+ 0.747	11:14:34.158
6 -	56.481	+ 0.044	11:05:57.652	16 -	1:05.378	+ 8.941	11:15:39.536
7 -	57.451	+ 1.014	11:06:55.103	17 -	1:02.306	+ 5.869	11:16:41.842
8 -	58.020	+ 1.583	11:07:53.123	18 -	57.165	+ 0.728	11:17:39.007
9 -	58.058	+ 1.621	11:08:51.181	19 -	56.910	+ 0.473	11:18:35.917
10 -	57.530	+ 1.093	11:09:48.711	20 -	1:02.201	+ 5.764	11:19:38.118
<b>12</b>	<b>John DAVIES</b>		<b>Porsche 924</b>				
1 -	58.393	+ 1.031	11:01:26.534	11 -	57.676	+ 0.314	11:11:10.562
2 -	58.979	+ 1.617	11:02:25.513	12 -	57.578	+ 0.216	11:12:08.140
3 -	57.686	+ 0.324	11:03:23.199	13 -	1:04.710	+ 7.348	11:13:12.850
4 -	58.316	+ 0.954	11:04:21.515	14 -	1:03.358	+ 5.996	11:14:16.208
5 -	57.840	+ 0.478	11:05:19.355	15 -	<b>57.362</b>		<b>11:15:13.570</b>
6 -	57.829	+ 0.467	11:06:17.184	16 -	58.392	+ 1.030	11:16:11.962
7 -	59.196	+ 1.834	11:07:16.380	17 -	1:03.228	+ 5.866	11:17:15.190
8 -	58.843	+ 1.481	11:08:15.223	18 -	1:02.397	+ 5.035	11:18:17.587
9 -	59.574	+ 2.212	11:09:14.797	19 -	1:01.727	+ 4.365	11:19:19.314
10 -	58.089	+ 0.727	11:10:12.886				
<b>18</b>	<b>Alfred PIESINGER</b>		<b>Porsche 924</b>				
1 -	58.142	+ 0.172	11:01:29.292	9 -	1:34.631	+ 36.661	11:10:06.337
2 -	1:13.371	+ 15.401	11:02:42.663	10 -	3:45.892	+ 2:47.922	11:13:52.229
3 -	58.147	+ 0.177	11:03:40.810	11 -	58.319	+ 0.349	11:14:50.548
4 -	<b>57.970</b>		<b>11:04:38.780</b>	12 -	59.333	+ 1.363	11:15:49.881
5 -	58.105	+ 0.135	11:05:36.885	13 -	59.224	+ 1.254	11:16:49.105
6 -	58.075	+ 0.105	11:06:34.960	14 -	58.444	+ 0.474	11:17:47.549

Mallory Park  
Circuit Length = 1.3500 miles  
Start: 10:59 End: 11:20

Weather / Track : Bright / Dry

# BRSCC Porsche 924 Championship

## QUALIFYING - RACE 1 - LAP ANALYSIS

7 -	58.269	+ 0.299	11:07:33.229	15 -	58.537	+ 0.567	11:18:46.086
8 -	58.477	+ 0.507	11:08:31.706	16 -	58.931	+ 0.961	11:19:45.017
<b>22</b>	<b>Andrew HANNINGTON</b>			Porsche 924			
1 -	58.358	+ 1.585	11:01:18.419	11 -	58.192	+ 1.419	11:10:56.054
2 -	<b>56.773</b>		<b>11:02:15.192</b>	12 -	57.531	+ 0.758	11:11:53.585
3 -	58.830	+ 2.057	11:03:14.022	13 -	57.533	+ 0.760	11:12:51.118
4 -	57.255	+ 0.482	11:04:11.277	14 -	57.845	+ 1.072	11:13:48.963
5 -	57.003	+ 0.230	11:05:08.280	15 -	57.289	+ 0.516	11:14:46.252
6 -	57.195	+ 0.422	11:06:05.475	16 -	58.298	+ 1.525	11:15:44.550
7 -	57.597	+ 0.824	11:07:03.072	17 -	58.151	+ 1.378	11:16:42.701
8 -	57.311	+ 0.538	11:08:00.383	18 -	57.546	+ 0.773	11:17:40.247
9 -	58.695	+ 1.922	11:08:59.078	19 -	56.813	+ 0.040	11:18:37.060
10 -	58.784	+ 2.011	11:09:57.862	20 -	57.939	+ 1.166	11:19:34.999
<b>25</b>	<b>Kamal KALSI</b>			Porsche 924			
1 -	57.338	+ 1.768	11:01:15.042	12 -	55.781	+ 0.211	11:11:32.699
2 -	55.956	+ 0.386	11:02:10.998	13 -	55.694	+ 0.124	11:12:28.393
3 -	56.169	+ 0.599	11:03:07.167	14 -	56.598	+ 1.028	11:13:24.991
4 -	56.769	+ 1.199	11:04:03.936	15 -	57.919	+ 2.349	11:14:22.910
5 -	55.598	+ 0.028	11:04:59.534	16 -	56.072	+ 0.502	11:15:18.982
6 -	<b>55.570</b>		<b>11:05:55.104</b>	17 -	56.034	+ 0.464	11:16:15.016
7 -	57.350	+ 1.780	11:06:52.454	18 -	56.651	+ 1.081	11:17:11.667
8 -	56.668	+ 1.098	11:07:49.122	19 -	57.822	+ 2.252	11:18:09.489
9 -	55.965	+ 0.395	11:08:45.087	20 -	55.964	+ 0.394	11:19:05.453
10 -	55.944	+ 0.374	11:09:41.031	21 -	55.813	+ 0.243	11:20:01.266
11 -	55.887	+ 0.317	11:10:36.918				
<b>30</b>	<b>Matthew UPCHURCH</b>			Porsche 924			
1 -	56.466	+ 1.077	11:01:32.642	11 -	57.473	+ 2.084	11:11:01.592
2 -	59.122	+ 3.733	11:02:31.764	12 -	56.812	+ 1.423	11:11:58.404
3 -	57.286	+ 1.897	11:03:29.050	13 -	55.656	+ 0.267	11:12:54.060
4 -	56.123	+ 0.734	11:04:25.173	14 -	57.247	+ 1.858	11:13:51.307
5 -	56.608	+ 1.219	11:05:21.781	15 -	56.062	+ 0.673	11:14:47.369
6 -	56.120	+ 0.731	11:06:17.901	16 -	56.502	+ 1.113	11:15:43.871
7 -	56.432	+ 1.043	11:07:14.333	17 -	56.445	+ 1.056	11:16:40.316
8 -	55.887	+ 0.498	11:08:10.220	18 -	55.599	+ 0.210	11:17:35.915
9 -	56.431	+ 1.042	11:09:06.651	19 -	55.745	+ 0.356	11:18:31.660
10 -	57.468	+ 2.079	11:10:04.119	20 -	<b>55.389</b>		<b>11:19:27.049</b>
<b>31</b>	<b>William PENROSE</b>			Porsche 924			
1 -	58.467	+ 2.488	11:01:34.914	11 -	56.794	+ 0.815	11:11:03.641
2 -	1:00.673	+ 4.694	11:02:35.587	12 -	59.247	+ 3.268	11:12:02.888
3 -	56.975	+ 0.996	11:03:32.562	13 -	56.810	+ 0.831	11:12:59.698
4 -	56.581	+ 0.602	11:04:29.143	14 -	57.685	+ 1.706	11:13:57.383
5 -	56.144	+ 0.165	11:05:25.287	15 -	57.909	+ 1.930	11:14:55.292
6 -	56.371	+ 0.392	11:06:21.658	16 -	56.121	+ 0.142	11:15:51.413
7 -	<b>55.979</b>		<b>11:07:17.637</b>	17 -	56.749	+ 0.770	11:16:48.162
8 -	56.556	+ 0.577	11:08:14.193	18 -	56.423	+ 0.444	11:17:44.585
9 -	56.234	+ 0.255	11:09:10.427	19 -	56.147	+ 0.168	11:18:40.732
10 -	56.420	+ 0.441	11:10:06.847	20 -	56.315	+ 0.336	11:19:37.047
<b>35</b>	<b>Jayson FLEGG</b>			Porsche 924			
1 -	58.897	+ 0.580	11:01:24.901	5 -	1:00.104	+ 1.787	11:05:23.900
2 -	1:01.746	+ 3.429	11:02:26.647	6 -	1:00.623	+ 2.306	11:06:24.523
3 -	<b>58.317</b>		<b>11:03:24.964</b>	7 -	1:01.542	+ 3.225	11:07:26.065
4 -	58.832	+ 0.515	11:04:23.796	8 -	1:01.097	+ 2.780	11:08:27.162
<b>36</b>	<b>Hugh PEART</b>			Porsche 924			
1 -	1:02.781	+ 3.076	11:01:40.652	10 -	1:01.789	+ 2.084	11:11:02.567
2 -	1:08.158	+ 8.453	11:02:48.810	11 -	1:02.299	+ 2.594	11:12:04.866
3 -	1:01.853	+ 2.148	11:03:50.663	12 -	1:01.877	+ 2.172	11:13:06.743
4 -	1:01.427	+ 1.722	11:04:52.090	13 -	1:00.914	+ 1.209	11:14:07.657
5 -	1:01.713	+ 2.008	11:05:53.803	14 -	1:01.304	+ 1.599	11:15:08.961
6 -	1:02.173	+ 2.468	11:06:55.976	15 -	<b>59.705</b>		<b>11:16:08.666</b>

Mallory Park  
Circuit Length = 1.3500 miles  
Start: 10:59 End: 11:20

Weather / Track : Bright / Dry


# BRSCC Porsche 924 Championship

## QUALIFYING - RACE 1 - LAP ANALYSIS

7 -	1:00.572	+ 0.867	11:07:56.548	16 -	1:00.360	+ 0.655	11:17:09.026
8 -	1:02.799	+ 3.094	11:08:59.347	17 -	1:01.711	+ 2.006	11:18:10.737
9 -	1:01.431	+ 1.726	11:10:00.778	18 -	1:00.115	+ 0.410	11:19:10.852
<b>49</b>	<b>Martin HALL</b>			<b>Porsche 924</b>			
1 -	57.596	+ 0.852	11:01:21.003	11 -	57.012	+ 0.268	11:11:03.258
2 -	56.880	+ 0.136	11:02:17.883	12 -	59.026	+ 2.282	11:12:02.284
3 -	57.726	+ 0.982	11:03:15.609	13 -	57.065	+ 0.321	11:12:59.349
4 -	56.854	+ 0.110	11:04:12.463	14 -	58.060	+ 1.316	11:13:57.409
5 -	57.027	+ 0.283	11:05:09.490	15 -	58.300	+ 1.556	11:14:55.709
6 -	57.679	+ 0.935	11:06:07.169	16 -	56.764	+ 0.020	11:15:52.473
7 -	1:05.247	+ 8.503	11:07:12.416	17 -	57.521	+ 0.777	11:16:49.994
8 -	<b>56.744</b>		<b>11:08:09.160</b>	18 -	58.370	+ 1.626	11:17:48.364
9 -	57.053	+ 0.309	11:09:06.213	19 -	1:05.234	+ 8.490	11:18:53.598
10 -	1:00.033	+ 3.289	11:10:06.246	20 -	57.252	+ 0.508	11:19:50.850
<b>60</b>	<b>Steven BROWN</b>			<b>Porsche 924</b>			
1 -	58.734	+ 1.639	11:01:34.702	11 -	57.679	+ 0.584	11:11:16.524
2 -	1:00.370	+ 3.275	11:02:35.072	12 -	57.282	+ 0.187	11:12:13.806
3 -	59.245	+ 2.150	11:03:34.317	13 -	<b>57.095</b>		<b>11:13:10.901</b>
4 -	57.869	+ 0.774	11:04:32.186	14 -	58.071	+ 0.976	11:14:08.972
5 -	57.593	+ 0.498	11:05:29.779	15 -	58.314	+ 1.219	11:15:07.286
6 -	58.096	+ 1.001	11:06:27.875	16 -	57.343	+ 0.248	11:16:04.629
7 -	57.878	+ 0.783	11:07:25.753	17 -	57.440	+ 0.345	11:17:02.069
8 -	58.104	+ 1.009	11:08:23.857	18 -	57.564	+ 0.469	11:17:59.633
9 -	57.703	+ 0.608	11:09:21.560	19 -	57.182	+ 0.087	11:18:56.815
10 -	57.285	+ 0.190	11:10:18.845	20 -	57.177	+ 0.082	11:19:53.992
<b>66</b>	<b>Nicolo FERRARI</b>			<b>Porsche 924</b>			
1 -	1:13.636	+ 17.713	11:01:49.474	11 -	58.408	+ 2.485	11:11:30.234
2 -	1:00.375	+ 4.452	11:02:49.849	12 -	56.459	+ 0.536	11:12:26.693
3 -	1:00.184	+ 4.261	11:03:50.033	13 -	57.212	+ 1.289	11:13:23.905
4 -	57.456	+ 1.533	11:04:47.489	14 -	59.358	+ 3.435	11:14:23.263
5 -	57.891	+ 1.968	11:05:45.380	15 -	56.528	+ 0.605	11:15:19.791
6 -	57.041	+ 1.118	11:06:42.421	16 -	<b>55.923</b>		<b>11:16:15.714</b>
7 -	57.551	+ 1.628	11:07:39.972	17 -	56.570	+ 0.647	11:17:12.284
8 -	57.504	+ 1.581	11:08:37.476	18 -	58.661	+ 2.738	11:18:10.945
9 -	57.003	+ 1.080	11:09:34.479	19 -	1:00.065	+ 4.142	11:19:11.010
10 -	57.347	+ 1.424	11:10:31.826				

# BRSCC Porsche 924 Championship

## RACE 1 - GRID

ROW 8	59.705 36 Hugh PEART	42 Christopher THORLEY
ROW 7	58.317 35 Jayson FLEGG	59.366 5 Vanessa FLEGG
ROW 6	57.970 18 Alfred PIESINGER	58.293 3 Mark MARSHALL
ROW 5	57.095 60 Steven BROWN	57.362 12 John DAVIES
ROW 4	56.773 22 Andrew HANNINGTON	57.039 6 Sebastian FERRARI
ROW 3	56.437 7 Alastair KIRKHAM	56.744 49 Martin HALL
ROW 2	55.923 66 Nicolo FERRARI	55.979 31 William PENROSE
ROW 1	55.389 30 Matthew UPCHURCH	55.570 25 Kamal KALSI
<b>Pole</b>		
		

Mallory Park  
Circuit Length = 1.3500 miles

**These results are provisional until the conclusion of any judicial and technical matters.**

Clerk of Course :		Timekeeper :

# BRSCC Porsche 924 Championship

## RACE 1 - CLASSIFICATION

POS	NO	CL	NAME	ENTRY	LAPS	TIME	GAP	DIFF	MPH	BEST	ON
1	25		<b>Kamal KALSI</b>	Porsche 924	22	20:44.424			85.91	55.587	12
2	31		<b>William PENROSE</b>	Porsche 924	22	20:52.510	<b>8.086</b>	8.086	85.36	55.979	4
3	7		<b>Alastair KIRKHAM</b>	Porsche 924	22	21:04.034	<b>19.610</b>	11.524	84.58	56.709	17
4	66		<b>Nicolo FERRARI</b>	Porsche 924	22	21:04.754	<b>20.330</b>	0.720	84.53	56.285	17
5	6		<b>Sebastian FERRARI</b>	Porsche 924	22	21:14.255	<b>29.831</b>	9.501	83.90	56.479	16
6	30		<b>Matthew UPCHURCH</b>	Porsche 924	22	21:14.495	<b>30.071</b>	0.240	83.89	55.326	12
7	60		<b>Steven BROWN</b>	Porsche 924	22	21:17.141	<b>32.717</b>	2.646	83.71	57.139	11
8	49		<b>Martin HALL</b>	Porsche 924	22	21:25.791	<b>41.367</b>	8.650	83.15	57.458	15
9	18		<b>Alfred PIESINGER</b>	Porsche 924	22	21:36.783	<b>52.359</b>	10.992	82.44	57.665	11
10	3		<b>Mark MARSHALL</b>	Porsche 924	22	21:37.554	<b>53.130</b>	0.771	82.40	57.811	11
11	36		<b>Hugh PEART</b>	Porsche 924	21	21:13.963	<b>1 lap</b>	1 lap	80.11	58.993	20
12	42		<b>Christopher THORLEY</b>	Porsche 924	20	21:18.975	<b>2 laps</b>	1 lap	75.99	1:01.081	14
13	5		<b>Vanessa FLEGG</b>	Porsche 924	19	20:53.846	<b>3 laps</b>	1 lap	73.64	1:03.213	16
NOT CLASSIFIED											
DNF	35		<b>Jayson FLEGG</b>	Porsche 924	16	15:54.102	<b>6 laps</b>	3 laps	81.50	57.940	13
DNF	12		<b>John DAVIES</b>	Porsche 924	14	13:41.557	<b>8 laps</b>	2 laps	82.81	57.283	8
DNF	22		<b>Andrew HANNINGTON</b>	Porsche 924	7	7:04.714	<b>15 laps</b>	7 laps	80.10	56.419	4
FASTEST LAP											
	30		<b>Matthew UPCHURCH</b>	Porsche 924	12	55.326			87.84 mph	141.36 kph	

Weather / Track : Bright / Dry

These results are provisional until the conclusion of any judicial and technical matters.

Mallory Park  
Circuit Length = 1.3500 miles  
Start: 13:52 End: 14:14

Clerk of Course :

Timekeeper :

# BRSCC Porsche 924 Championship

## RACE 1 - LAP CHART

Lap 1			Lap 2			Lap 3			Lap 4			Lap 5		
No	Behind	Laptime	No	Behind	Laptime	No	Behind	Laptime	No	Behind	Laptime	No	Behind	Laptime
30		1:02.860	30		56.321	30		56.407	30		55.784	30		56.222
25	0.389	1:03.249	25	0.444	56.376	25	0.986	56.949	25	1.011	55.809	25	0.826	56.037
31	0.716	1:03.576	31	1.341	56.946	31	1.591	56.657	31	1.786	55.979	31	1.815	56.251
22	1.096	1:03.956	22	1.606	56.831	22	1.944	56.745	22	2.579	56.419	22	4.730	58.373
7	2.129	1:04.989	7	2.723	56.915	7	3.161	56.845	7	4.423	57.046	7	5.128	56.927
66	2.889	1:05.749	66	3.508	56.940	66	3.599	56.498	66	4.981	57.166	66	6.250	57.491
6	3.582	1:06.442	6	4.896	57.635	6	5.835	57.346	6	7.044	56.993	6	7.882	57.060
49	4.680	1:07.540	49	5.850	57.491	49	7.282	57.839	49	9.614	58.116	60	11.369	57.606
60	5.316	1:08.176	60	6.273	57.278	60	7.916	58.050	60	9.985	57.853	49	12.177	58.785
18	5.858	1:08.718	18	8.007	58.470	12	11.624	59.681	12	13.130	57.290	12	14.757	57.849
12	6.724	1:09.584	12	8.350	57.947	18	12.231	1:00.631	18	14.700	58.253	18	16.377	57.899
3	7.250	1:10.110	3	9.171	58.242	3	12.836	1:00.072	3	15.410	58.358	3	17.126	57.938
35	8.521	1:11.381	35	10.774	58.574	35	13.454	59.087	35	16.014	58.344	35	18.064	58.272
36	8.884	1:11.744	36	13.976	1:01.413	36	18.214	1:00.645	36	23.357	1:00.927	36	27.733	1:00.598
5	12.235	1:15.095	42	20.815	1:04.167	42	26.034	1:01.626	42	32.461	1:02.211	42	37.994	1:01.755
42	12.969	1:15.829	5	21.396	1:05.482	5	29.929	1:04.940	5	39.281	1:05.136	5	48.644	1:05.585

# BRSCC Porsche 924 Championship

## RACE 1 - LAP CHART

Lap 6			Lap 7			Lap 8			Lap 9			Lap 10		
No	Behind	Laptime	No	Behind	Laptime	No	Behind	Laptime	No	Behind	Laptime	No	Behind	Laptime
30		56.051	30		56.162	30		55.774	30		55.704	30		55.345
25	0.729	55.954	25	1.026	56.459	25	1.003	55.751	25	1.237	55.938	25	1.614	55.722
31	1.969	56.205	31	2.451	56.644	31	3.135	56.458	42	1 LAP	1:04.593	31	5.580	56.936
7	6.860	57.783	5	1 LAP	1:06.337	7	9.150	57.137	31	3.989	56.558	42	1 LAP	1:02.130
22	7.466	58.787	7	7.787	57.089	66	10.129	57.567	7	10.419	56.973	7	12.063	56.989
66	7.509	57.310	66	8.336	56.989	6	11.841	57.672	66	11.233	56.808	66	12.592	56.704
6	8.706	56.875	6	9.943	57.399	5	1 LAP	1:06.124	6	13.059	56.922	6	14.414	56.700
60	12.853	57.535	60	14.058	57.367	60	15.693	57.409	60	17.717	57.728	60	19.766	57.394
49	13.860	57.734	49	15.915	58.217	49	17.838	57.697	49	20.247	58.113	49	22.939	58.037
12	16.159	57.453	12	17.296	57.299	12	18.805	57.283	12	21.241	58.140	12	24.224	58.328
18	18.612	58.286	18	20.304	57.854	18	22.546	58.016	5	1 LAP	1:05.769	18	29.572	59.927
3	19.315	58.240	3	20.996	57.843	3	23.385	58.163	18	24.990	58.148	3	30.245	59.740
35	19.995	57.982	35	21.897	58.064	35	24.202	58.079	3	25.850	58.169	35	30.923	59.625
36	32.256	1:00.574	22	24.907	1:13.603	36	39.902	59.596	35	26.643	58.145	5	1 LAP	1:07.206
42	43.903	1:01.960	36	36.080	59.986				36	43.859	59.661	36	47.998	59.484
			42	49.886	1:02.145									

# BRSCC Porsche 924 Championship

## RACE 1 - LAP CHART

Lap 11			Lap 12			Lap 13			Lap 14			Lap 15		
No	Behind	Laptime	No	Behind	Laptime	No	Behind	Laptime	No	Behind	Laptime	No	Behind	Laptime
30		56.016	30		55.326	30		55.485	30		56.490	25		56.361
25	1.424	55.826	25	1.685	55.587	36	1 LAP	59.700	25	3.064	57.618	36	1 LAP	59.240
31	6.435	56.871	31	7.782	56.673	25	1.936	55.736	36	1 LAP	1:00.928	31	7.141	57.149
7	13.122	57.075	7	15.091	57.295	31	9.165	56.868	5	2 LAPS	1:07.071	30	12.749	1:12.174
66	13.691	57.115	66	15.947	57.582	7	16.678	57.072	31	9.417	56.742	7	14.985	57.231
6	15.298	56.900	6	16.749	56.777	66	17.200	56.738	7	17.179	56.991	66	16.011	57.872
42	1 LAP	1:04.432	60	22.975	57.412	6	18.433	57.169	66	17.564	56.854	6	17.015	57.264
60	20.889	57.139	42	1 LAP	1:02.520	60	24.875	57.385	6	19.176	57.233	5	2 LAPS	1:08.752
49	24.470	57.547	49	26.776	57.632	49	29.460	58.169	60	26.075	57.690	60	24.159	57.509
12	26.097	57.889	12	28.448	57.677	12	30.721	57.758	49	30.776	57.806	49	28.809	57.458
18	31.221	57.665	18	34.310	58.415	42	1 LAP	1:04.538	12	31.610	57.379	18	38.574	58.739
3	32.040	57.811	3	35.144	58.430	18	37.003	58.178	18	39.260	58.747	3	39.550	58.704
35	32.915	58.008	35	35.915	58.326	3	37.773	58.114	3	40.271	58.988	35	40.134	58.742
5	1 LAP	1:05.567	5	1 LAP	1:04.808	35	38.370	57.940	35	40.817	58.937	42	1 LAP	1:01.081
36	51.300	59.318							42	1 LAP	1:04.089			

# BRSCC Porsche 924 Championship


## RACE 1 - LAP CHART

Lap 16			Lap 17			Lap 18			Lap 19			Lap 20		
No	Behind	Laptime	No	Behind	Laptime	No	Behind	Laptime	No	Behind	Laptime	No	Behind	Laptime
25		56.566	25		56.246	25		56.257	25		56.329	25		56.400
31	7.430	56.855	31	8.013	56.829	42	2 LAPS	1:04.967	42	2 LAPS	1:01.606	31	8.533	56.464
36	1 LAP	1:00.570	30	11.510	55.648	31	8.266	56.510	31	8.469	56.532	30	10.103	55.941
30	12.108	55.925	36	1 LAP	1:00.476	30	10.811	55.558	30	10.562	56.080	7	18.185	57.355
7	15.222	56.803	7	15.685	56.709	36	1 LAP	59.942	7	17.230	56.927	66	18.385	57.225
66	16.036	56.591	66	16.075	56.285	7	16.632	57.204	66	17.560	57.006	42	2 LAPS	1:09.747
6	16.928	56.479	6	20.220	59.538	66	16.883	57.065	36	1 LAP	1:00.330	36	1 LAP	59.207
60	24.900	57.307	60	26.107	57.453	6	22.072	58.109	6	23.542	57.799	6	25.008	57.866
5	2 LAPS	1:04.744	49	32.049	58.570	60	27.237	57.387	60	28.347	57.439	60	29.649	57.702
49	29.725	57.482	5	2 LAPS	1:05.509	49	34.450	58.658	49	36.355	58.234	49	38.058	58.103
18	40.312	58.304	18	42.915	58.849	5	2 LAPS	1:03.213	18	47.410	58.422	18	49.008	57.998
3	41.271	58.287	3	44.538	59.513	18	45.317	58.659	3	48.532	58.463	3	49.948	57.816
35	48.164	1:04.596				3	46.398	58.117	5	2 LAPS	1:04.836			
42	1 LAP	1:01.975												

**BRSCC Porsche 924 Championship**  
**RACE 1 - LAP CHART**

Lap 21			Lap 22		
No	Behind	Laptime	No	Behind	Laptime
25		56.791	25		56.463
5	3 LAPS	1:03.915	31	8.086	56.727
31	7.822	56.080	5	3 LAPS	1:03.757
30	9.082	55.770	7	19.610	57.595
7	18.478	57.084	66	20.330	57.955
66	18.838	57.244	36	1 LAP	1:00.631
36	1 LAP	58.993	6	29.831	1:00.261
6	26.033	57.816	30	30.071	1:17.452
42	2 LAPS	1:04.727	60	32.717	58.991
60	30.189	57.331	42	2 LAPS	1:02.877
49	39.380	58.113	49	41.367	58.450
18	50.373	58.156	18	52.359	58.449
3	51.201	58.044	3	53.130	58.392

**BRSCC Porsche 924 Championship**  
**RACE 5 - GRID**

ROW 8	12   John DAVIES	22   Andrew HANNINGTON
ROW 7	5   Vanessa FLEGG	35   Jayson FLEGG
ROW 6	36   Hugh PEART	42   Christopher THORLEY
ROW 5	18   Alfred PIESINGER	3   Mark MARSHALL
ROW 4	60   Steven BROWN	49   Martin HALL
ROW 3	6   Sebastian FERRARI	30   Matthew UPCHURCH
ROW 2	7   Alastair KIRKHAM	66   Nicolo FERRARI
ROW 1	25   Kamal KALSI	31   William PENROSE
<b>Pole</b>		
		

Mallory Park  
Circuit Length = 1.3500 miles

**These results are provisional until the conclusion of any judicial and technical matters.**

Clerk of Course :		Timekeeper :
-------------------	--	--------------

# BRSCC Porsche 924 Championship

## RACE 5 - CLASSIFICATION

POS	NO	CL	NAME	ENTRY	LAPS	TIME	GAP	DIFF	MPH	BEST	ON
1	25		<b>Kamal KALSI</b>	Porsche 924	22	20:49.863			85.54	55.867	10
2	66		<b>Nicolo FERRARI</b>	Porsche 924	22	20:54.253	<b>4.390</b>	4.390	85.24	55.771	9
3	31		<b>William PENROSE</b>	Porsche 924	22	20:59.088	<b>9.225</b>	4.835	84.91	56.229	7
4	7		<b>Alastair KIRKHAM</b>	Porsche 924	22	21:11.753	<b>21.890</b>	12.665	84.07	56.525	3
5	6		<b>Sebastian FERRARI</b>	Porsche 924	22	21:20.451	<b>30.588</b>	8.698	83.50	56.799	11
6	12		<b>John DAVIES</b>	Porsche 924	22	21:31.879	<b>42.016</b>	11.428	82.76	57.379	16
7	18		<b>Alfred PIESINGER</b>	Porsche 924	22	21:36.101	<b>46.238</b>	4.222	82.49	57.812	20
8	49		<b>Martin HALL</b>	Porsche 924	22	21:36.925	<b>47.062</b>	0.824	82.44	57.162	22
9	3		<b>Mark MARSHALL</b>	Porsche 924	22	21:38.087	<b>48.224</b>	1.162	82.36	57.556	22
10	42		<b>Christopher THORLEY</b>	Porsche 924	20	21:05.936	<b>2 laps</b>	2 laps	76.78	1:01.439	11
11	5		<b>Vanessa FLEGG</b>	Porsche 924	20	21:27.822	<b>2 laps</b>	21.886	75.47	1:01.988	20
12	22		<b>Andrew HANNINGTON</b>	Porsche 924	20	21:48.330	<b>2 laps</b>	20.508	74.29	1:00.567	8
13	35		<b>Jayson FLEGG</b>	Porsche 924	19	21:28.296	<b>3 laps</b>	1 lap	71.67	58.518	5
NOT CLASSIFIED											
DNF	30		<b>Matthew UPCHURCH</b>	Porsche 924	14	13:34.163	<b>8 laps</b>	5 laps	83.56	55.414	12
DNF	60		<b>Steven BROWN</b>	Porsche 924	12	11:43.909	<b>10 laps</b>	2 laps	82.85	57.093	12
DNF	36		<b>Hugh PEART</b>	Porsche 924	11	10:58.063	<b>11 laps</b>	1 lap	81.23	58.297	10
FASTEST LAP											
	30		<b>Matthew UPCHURCH</b>	Porsche 924	12	55.414			87.70 mph	141.14 kph	

Weather / Track : Cloudy / Dry

These results are provisional until the conclusion of any judicial and technical matters.

Mallory Park  
Circuit Length = 1.3500 miles  
Start: 16:13 End: 16:35

Clerk of Course :

Timekeeper :

# BRSCC Porsche 924 Championship

## RACE 5 - LAP CHART

Lap 1			Lap 2			Lap 3			Lap 4			Lap 5		
No	Behind	Laptime	No	Behind	Laptime	No	Behind	Laptime	No	Behind	Laptime	No	Behind	Laptime
31		1:03.180	31		57.261	25		57.281	25		56.218	25		56.375
25	1.759	1:04.939	25	0.659	56.161	31	0.605	58.545	66	0.634	56.183	66	0.503	56.244
66	2.096	1:05.276	66	1.143	56.308	66	0.669	57.466	31	1.185	56.798	31	1.109	56.299
30	3.414	1:06.594	30	2.578	56.425	30	1.409	56.771	30	2.197	57.006	30	1.925	56.103
7	3.945	1:07.125	7	4.203	57.519	7	2.788	56.525	7	3.414	56.844	7	3.818	56.779
6	3.955	1:07.135	6	4.491	57.797	6	3.956	57.405	6	5.919	58.181	6	7.179	57.635
60	4.701	1:07.881	60	5.081	57.641	60	4.745	57.604	60	6.428	57.901	60	7.735	57.682
3	5.111	1:08.291	3	6.187	58.337	3	6.479	58.232	3	8.087	57.826	3	10.479	58.767
18	5.354	1:08.534	18	6.549	58.456	18	6.952	58.343	18	9.031	58.297	18	10.923	58.267
49	5.800	1:08.980	49	7.316	58.777	49	7.750	58.374	49	9.841	58.309	49	11.916	58.450
36	7.070	1:10.250	12	9.492	59.410	12	9.535	57.983	12	10.973	57.656	12	12.666	58.068
12	7.343	1:10.523	36	10.415	1:00.606	36	11.343	58.868	36	14.192	59.067	36	16.317	58.500
42	9.891	1:13.071	22	14.646	1:00.943	22	20.796	1:04.090	42	27.606	1:02.792	42	33.292	1:02.061
22	10.964	1:14.144	42	15.751	1:03.121	42	21.032	1:03.221	22	33.496	1:08.918	22	39.778	1:02.657
5	13.749	1:16.929	5	20.594	1:04.106	5	26.292	1:03.638	5	34.688	1:04.614	5	42.183	1:03.870
			35	1 LAP	2:40.991	35	1 LAP	1:01.776	35	1 LAP	58.714	35	1 LAP	59.465

# BRSCC Porsche 924 Championship

## RACE 5 - LAP CHART

Lap 6			Lap 7			Lap 8			Lap 9			Lap 10		
No	Behind	Laptime	No	Behind	Laptime	No	Behind	Laptime	No	Behind	Laptime	No	Behind	Laptime
25		56.011	25		56.007	25		57.050	25		56.035	25		55.867
66	0.523	56.031	66	0.914	56.398	66	0.923	57.059	66	0.659	55.771	66	0.990	56.198
30	2.243	56.329	30	1.915	55.679	30	1.544	56.679	30	1.215	55.706	30	1.566	56.218
31	2.552	57.454	31	2.774	56.229	5	1 LAP	1:05.503	31	3.122	56.800	42	1 LAP	1:05.386
7	4.437	56.630	7	5.093	56.663	35	2 LAPS	1:02.780	7	6.288	57.145	31	3.724	56.469
60	9.010	57.286	60	10.892	57.889	31	2.357	56.633	5	1 LAP	1:04.568	7	7.414	56.993
6	9.306	58.138	6	11.324	58.025	7	5.178	57.135	35	2 LAPS	1:04.642	60	17.562	59.290
3	12.977	58.509	3	15.099	58.129	22	1 LAP	1:07.785	22	1 LAP	1:00.567	5	1 LAP	1:03.529
18	13.194	58.282	18	15.452	58.265	60	11.635	57.793	60	14.139	58.539	35	2 LAPS	1:03.521
49	14.198	58.293	49	16.253	58.062	6	11.849	57.575	6	17.668	1:01.854	6	18.662	56.861
12	14.632	57.977	12	16.603	57.978	3	16.109	58.060	3	18.646	58.572	22	1 LAP	1:02.092
36	18.957	58.651	36	21.487	58.537	49	16.614	57.411	49	19.149	58.570	3	21.140	58.361
42	39.148	1:01.867	42	45.191	1:02.050	12	17.786	58.233	12	19.680	57.929	49	21.378	58.096
5	49.253	1:03.081				18	18.007	59.605	18	20.328	58.356	12	22.091	58.278
35	1 LAP	58.518				36	22.963	58.526	36	25.325	58.397	18	22.531	58.070
22	54.659	1:10.892				42	49.961	1:01.820				36	27.755	58.297

# BRSCC Porsche 924 Championship

## RACE 5 - LAP CHART

Lap 11			Lap 12			Lap 13			Lap 14			Lap 15		
No	Behind	Laptime	No	Behind	Laptime	No	Behind	Laptime	No	Behind	Laptime	No	Behind	Laptime
25		56.148	25		55.908	25		56.318	25		56.413	25		55.952
30	1.385	55.967	30	0.891	55.414	66	2.077	56.435	66	2.162	56.498	66	2.920	56.710
66	1.950	57.108	66	1.960	55.918	30	3.234	58.661	31	6.797	57.891	31	7.423	56.578
31	4.290	56.714	31	4.750	56.368	31	5.319	56.887	7	12.393	57.809	7	13.857	57.416
7	8.166	56.900	7	9.577	57.319	7	10.997	57.738	30	17.432	1:10.611	6	24.377	57.579
42	1 LAP	1:02.326	42	1 LAP	1:01.439	6	21.809	57.730	6	22.750	57.354	12	35.557	57.433
60	18.724	57.310	60	19.909	57.093	42	1 LAP	1:06.039	42	1 LAP	1:01.880	3	36.697	58.783
6	19.313	56.799	6	20.397	56.992	3	31.413	1:01.361	3	33.866	58.866	18	36.800	58.230
3	24.166	59.174	3	26.370	58.112	12	31.799	1:01.415	12	34.076	58.690	49	37.731	58.820
12	25.117	59.174	12	26.702	57.493	18	31.883	1:00.790	18	34.522	59.052	42	1 LAP	1:05.739
49	25.225	59.995	18	27.411	57.958	49	32.367	1:00.560	49	34.863	58.909	5	1 LAP	1:02.907
18	25.361	58.978	49	28.125	58.808	5	1 LAP	1:05.733	5	1 LAP	1:02.225			
5	1 LAP	1:06.229	5	1 LAP	1:02.353	35	2 LAPS	1:05.668	35	2 LAPS	1:02.626			
35	2 LAPS	1:06.196	35	2 LAPS	1:02.218	22	1 LAP	1:02.968	22	1 LAP	1:02.900			
36	29.971	58.364	22	1 LAP	1:05.206									
22	1 LAP	1:06.716												

# BRSCC Porsche 924 Championship

## RACE 5 - LAP CHART

Lap 16			Lap 17			Lap 18			Lap 19			Lap 20		
No	Behind	Laptime	No	Behind	Laptime	No	Behind	Laptime	No	Behind	Laptime	No	Behind	Laptime
25		56.837	25		56.833	25		56.521	25		56.589	25		56.829
35	3 LAPS	1:02.487	66	3.605	57.878	66	3.794	56.710	66	4.035	56.830	66	4.375	57.169
66	2.560	56.477	5	2 LAPS	1:04.383	31	9.526	57.885	31	9.561	56.624	42	2 LAPS	1:03.952
22	2 LAPS	1:03.174	35	3 LAPS	1:04.874	5	2 LAPS	1:03.437	7	19.860	58.590	31	9.355	56.623
31	7.252	56.666	31	8.162	57.743	35	3 LAPS	1:03.077	5	2 LAPS	1:02.505	7	20.550	57.519
7	14.405	57.385	7	15.166	57.594	7	17.859	59.214	35	3 LAPS	1:02.791	5	2 LAPS	1:02.133
6	24.981	57.441	22	2 LAPS	1:08.694	22	2 LAPS	1:06.704	6	27.799	57.722	35	3 LAPS	1:01.787
12	36.099	57.379	6	25.743	57.595	6	26.666	57.444	22	2 LAPS	1:05.378	6	28.489	57.519
18	38.473	58.510	12	37.153	57.887	12	38.344	57.712	12	39.396	57.641	12	40.280	57.713
3	38.526	58.666	18	39.474	57.834	18	41.060	58.107	18	42.604	58.133	22	2 LAPS	1:04.003
49	38.883	57.989	3	41.038	59.345	3	42.285	57.768	3	43.913	58.217	18	43.587	57.812
42	1 LAP	1:02.330	49	41.414	59.364	49	42.669	57.776	49	44.092	58.012	3	45.130	58.046
			42	1 LAP	1:01.744	42	1 LAP	1:01.532				49	45.283	58.020

**BRSCC Porsche 924 Championship**  
**RACE 5 - LAP CHART**

Lap 21			Lap 22		
No	Behind	Laptime	No	Behind	Laptime
25		56.761	25		56.810
66	4.583	56.969	66	4.390	56.617
31	9.436	56.842	31	9.225	56.599
42	2 LAPS	1:02.017	42	2 LAPS	1:01.549
7	21.247	57.458	7	21.890	57.453
6	29.663	57.935	6	30.588	57.735
5	2 LAPS	1:04.091	5	2 LAPS	1:01.988
35	3 LAPS	1:04.170	35	3 LAPS	1:01.995
12	41.318	57.799	12	42.016	57.508
18	44.994	58.168	18	46.238	58.054
49	46.710	58.188	49	47.062	57.162
3	47.478	59.109	3	48.224	57.556
22	2 LAPS	1:06.075	22	2 LAPS	1:04.424

# Don Truman Trophy

## FREE PRACTICE - RACE 2 - CLASSIFICATION

POS	NO	CL	NAME	ENTRY	TIME	ON	LAPS	GAP	DIFF	MPH
1	27	C	Gordon RUSSELL	Cooper MK8	1:01.528	4	6			78.98
2	1	C	Nigel ASHMAN	Cooper MK6	1:01.708	3	4	0.180	0.180	78.75
3	10	B	Richard ELLINGWORTH	Martin F3	1:03.883	3	7	2.355	2.175	76.07
4	8	B	Roy HUNT	Martin F3	1:04.688	2	3	3.160	0.805	75.12
5	5	C	Malcolm BELL	Cooper MK10	1:05.143	6	7	3.615	0.455	74.60
6	74	C	Steve JONES	Cooper MK10	1:05.232	8	8	3.704	0.089	74.50
7	7	C	Nigel CHALLIS	Cooper MK.8	1:05.787	3	6	4.259	0.555	73.87
8	34	C	Darrell WOODS	Cooper MK8	1:05.922	1	3	4.394	0.135	73.72
9	24	B	Mike GILBERT	Cooper MK4	1:06.339	8	9	4.811	0.417	73.25
10	14	B	Mark PALMER	Wishart MK2	1:06.953	8	9	5.425	0.614	72.58
11	9	C	Martin SHEPPARD	Cooper MK12	1:09.763	3	5	8.235	2.810	69.66
12	89	B	Shirley MONRO	Cooper MK4	1:11.625	2	3	10.097	1.862	67.85
13	19	B	JB JONES	Cousy No.2	1:16.203	1	2	14.675	4.578	63.77
14	21	D	Stuart WRIGHT	Dastle F3	1:23.473	1	2	21.945	7.270	58.22

Weather / Track : Cloudy / Dry

These results are provisional until the conclusion of any judicial and technical matters.

Mallory Park  
 Circuit Length = 1.3500 miles  
 Start: 09:59 End: 10:19

Clerk of Course :		Timekeeper :
-------------------	--	--------------

# Don Truman Trophy

## FREE PRACTICE - RACE 2 - LAP ANALYSIS

<b>1</b>	<b>Nigel ASHMAN</b>		C Cooper MK6			
1 -	1:09.439	+ 7.731	10:02:26.707	3 -	<b>1:01.708</b>	<b>10:04:32.004</b>
2 -	1:03.589	+ 1.881	10:03:30.296	4 -	1:01.716	10:05:33.720
<b>5</b>	<b>Malcolm BELL</b>		C Cooper MK10			
1 -	1:09.426	+ 4.283	10:02:27.786	5 -	1:05.677	10:06:51.744
2 -	1:05.920	+ 0.777	10:03:33.706	6 -	<b>1:05.143</b>	<b>10:07:56.887</b>
3 -	1:06.842	+ 1.699	10:04:40.548	7 -	1:06.218	10:09:03.105
4 -	1:05.519	+ 0.376	10:05:46.067			
<b>7</b>	<b>Nigel CHALLIS</b>		C Cooper MK.8			
1 -	1:09.926	+ 4.139	10:02:36.864	4 -	1:07.144	10:05:56.313
2 -	1:06.518	+ 0.731	10:03:43.382	5 -	1:07.091	10:07:03.404
3 -	<b>1:05.787</b>		<b>10:04:49.169</b>	6 -	1:08.460	10:08:11.864
<b>8</b>	<b>Roy HUNT</b>		B Martin F3			
1 -	1:07.746	+ 3.058	10:04:25.956	3 -	1:11.703	10:06:42.347
2 -	<b>1:04.688</b>		<b>10:05:30.644</b>			
<b>9</b>	<b>Martin SHEPPARD</b>		C Cooper MK12			
1 -	1:13.773	+ 4.010	10:02:44.348	4 -	1:11.525	10:06:16.827
2 -	1:11.191	+ 1.428	10:03:55.539	5 -	1:10.210	10:07:27.037
3 -	<b>1:09.763</b>		<b>10:05:05.302</b>			
<b>10</b>	<b>Richard ELLINGWORTH</b>		B Martin F3			
1 -	1:05.531	+ 1.648	10:02:59.668	5 -	1:04.476	10:07:18.225
2 -	1:05.729	+ 1.846	10:04:05.397	6 -	1:20.127	10:18:38.352
3 -	<b>1:03.883</b>		<b>10:05:09.280</b>	7 -	1:03.940	10:19:42.292
4 -	1:04.469	+ 0.586	10:06:13.749			
<b>14</b>	<b>Mark PALMER</b>		B Wishart MK2			
1 -	1:14.904	+ 7.951	10:02:57.825	6 -	1:13.494	10:08:58.948
2 -	1:13.384	+ 6.431	10:04:11.209	7 -	5:06.195	10:14:05.143
3 -	1:11.531	+ 4.578	10:05:22.740	8 -	<b>1:06.953</b>	<b>10:15:12.096</b>
4 -	1:11.857	+ 4.904	10:06:34.597	9 -	1:18.583	10:16:30.679
5 -	1:10.857	+ 3.904	10:07:45.454			
<b>19</b>	<b>JB JONES</b>		B Cousy No.2			
1 -	<b>1:16.203</b>		<b>10:03:12.441</b>	2 -	1:19.005	10:04:31.446
<b>21</b>	<b>Stuart WRIGHT</b>		D Dastle F3			
1 -	<b>1:23.473</b>		<b>10:03:31.609</b>	2 -	1:29.365	10:05:00.974
<b>24</b>	<b>Mike GILBERT</b>		B Cooper MK4			
1 -	1:11.647	+ 5.308	10:03:05.469	6 -	1:08.284	10:08:49.445
2 -	1:09.828	+ 3.489	10:04:15.297	7 -	1:08.698	10:09:58.143
3 -	1:07.531	+ 1.192	10:05:22.828	8 -	<b>1:06.339</b>	<b>10:11:04.482</b>
4 -	1:10.495	+ 4.156	10:06:33.323	9 -	1:08.567	10:12:13.049
5 -	1:07.838	+ 1.499	10:07:41.161			
<b>27</b>	<b>Gordon RUSSELL</b>		C Cooper MK8			
1 -	1:06.221	+ 4.693	10:02:28.823	4 -	<b>1:01.528</b>	<b>10:05:34.247</b>
2 -	1:02.079	+ 0.551	10:03:30.902	5 -	1:04.073	10:06:38.320
3 -	1:01.817	+ 0.289	10:04:32.719	6 -	1:03.185	10:07:41.505
<b>34</b>	<b>Darrell WOODS</b>		C Cooper MK8			
1 -	<b>1:05.922</b>		<b>10:04:51.265</b>	3 -	1:07.202	10:07:04.630
2 -	1:06.163	+ 0.241	10:05:57.428			
<b>74</b>	<b>Steve JONES</b>		C Cooper MK10			
1 -	1:09.237	+ 4.005	10:03:07.082	5 -	1:08.341	10:07:43.375
2 -	1:07.595	+ 2.363	10:04:14.677	6 -	1:07.167	10:08:50.542

Mallory Park  
Circuit Length = 1.3500 miles  
Start: 09:59 End: 10:19

Weather / Track : Cloudy / Dry

# Don Truman Trophy

## FREE PRACTICE - RACE 2 - LAP ANALYSIS

3 -	1:07.741	+ 2.509	10:05:22.418	7 -	1:06.148	+ 0.916	10:09:56.690
4 -	1:12.616	+ 7.384	10:06:35.034	8 -	<b>1:05.232</b>		<b>10:11:01.922</b>
<b>89</b>	<b>Shirley MONRO</b>			<b>B Cooper MK4</b>			
1 -	1:13.805	+ 2.180	10:03:13.432	3 -	1:11.941	+ 0.316	10:05:36.998
2 -	<b>1:11.625</b>		<b>10:04:25.057</b>				

# Don Truman Trophy

## QUALIFYING - RACE 2 - CLASSIFICATION - AMENDED

POS	NO	CL	NAME	ENTRY	TIME	ON	LAPS	GAP	DIFF	MPH
1	1	C	<b>Nigel ASHMAN</b>	Cooper MK6	<b>1:00.245</b>	7	11			80.67
2	27	C	<b>Gordon RUSSELL</b>	Cooper MK8	<b>1:00.675</b>	7	7	<b>0.430</b>	0.430	80.09
3	10	B	<b>Richard ELLINGWORTH</b>	Martin F3	<b>1:02.598</b>	9	13	<b>2.353</b>	1.923	77.63
4	8	B	<b>Roy HUNT</b>	Martin F3	<b>1:02.600</b>	4	6	<b>2.355</b>	0.002	77.63
5	7	C	<b>Nigel CHALLIS</b>	Cooper MK.8	<b>1:03.365</b>	10	13	<b>3.120</b>	0.765	76.69
6	5	C	<b>Malcolm BELL</b>	Cooper MK10	<b>1:03.443</b>	6	9	<b>3.198</b>	0.078	76.60
7	14	B	<b>Simon FROST</b>	Wishort Mk 2	<b>1:03.557</b>	2	6	<b>3.312</b>	0.114	76.46
8	34	C	<b>Darrell WOODS</b>	Cooper MK8	<b>1:03.854</b>	2	5	<b>3.609</b>	0.297	76.11
9	74	C	<b>Steve JONES</b>	Cooper MK10	<b>1:04.132</b>	11	11	<b>3.887</b>	0.278	75.78
10	89	B	<b>Shirley MONRO</b>	Cooper MK4	<b>1:04.548</b>	6	7	<b>4.303</b>	0.416	75.29
11	24	B	<b>Mike GILBERT</b>	Cooper MK4	<b>1:04.762</b>	10	12	<b>4.517</b>	0.214	75.04
12	9	C	<b>Martin SHEPPARD</b>	Cooper MK12	<b>1:04.764</b>	14	14	<b>4.519</b>	0.002	75.04
13	38	B	<b>Kerry HORAN</b>	Trenberth Vincent F3	<b>1:06.711</b>	6	8	<b>6.466</b>	1.947	72.85
14	40	B	<b>David WHITESIDE</b>	Cooper MK7	<b>1:08.745</b>	3	5	<b>8.500</b>	2.034	70.69
15	14	B	<b>Mark PALMER</b>	Wishart MK2	<b>1:10.030</b>	5	6	<b>9.785</b>	1.285	69.39
16	60	B	<b>Paul HEWES</b>	Cooper MK4	<b>1:11.306</b>	15	15	<b>11.061</b>	1.276	68.15

Car 38 please fit working transponder

Weather / Track : Bright / Dry

These results are provisional until the conclusion of any judicial and technical matters.

Mallory Park  
Circuit Length = 1.3500 miles  
Start: 11:25 End: 11:48

Clerk of Course :

Timekeeper :

# Don Truman Trophy

## QUALIFYING - RACE 2 - LAP ANALYSIS

<b>1</b>	<b>Nigel ASHMAN</b>		<b>C Cooper MK6</b>			
1 -	1:01.799	+ 1.554	11:28:19.013	7 -	<b>1:00.245</b>	<b>11:34:25.699</b>
2 -	1:02.240	+ 1.995	11:29:21.253	8 -	1:03.919	+ 3.674 11:35:29.618
3 -	1:01.840	+ 1.595	11:30:23.093	9 -	1:01.171	+ 0.926 11:36:30.789
4 -	1:01.081	+ 0.836	11:31:24.174	10 -	1:01.846	+ 1.601 11:37:32.635
5 -	1:01.005	+ 0.760	11:32:25.179	11 -	1:01.157	+ 0.912 11:38:33.792
6 -	1:00.275	+ 0.030	11:33:25.454			
<b>5</b>	<b>Malcolm BELL</b>		<b>C Cooper MK10</b>			
1 -	1:06.702	+ 3.259	11:28:51.703	6 -	<b>1:03.443</b>	<b>11:34:15.687</b>
2 -	1:05.065	+ 1.622	11:29:56.768	7 -	1:04.841	+ 1.398 11:35:20.528
3 -	1:06.935	+ 3.492	11:31:03.703	8 -	1:05.564	+ 2.121 11:36:26.092
4 -	1:04.371	+ 0.928	11:32:08.074	9 -	1:09.919	+ 6.476 11:37:36.011
5 -	1:04.170	+ 0.727	11:33:12.244			
<b>7</b>	<b>Nigel CHALLIS</b>		<b>C Cooper MK.8</b>			
1 -	1:05.742	+ 2.377	11:28:38.839	8 -	1:04.113	+ 0.748 11:36:10.589
2 -	1:04.484	+ 1.119	11:29:43.323	9 -	1:04.490	+ 1.125 11:37:15.079
3 -	1:04.686	+ 1.321	11:30:48.009	10 -	<b>1:03.365</b>	<b>11:38:18.444</b>
4 -	1:04.659	+ 1.294	11:31:52.668	11 -	1:05.251	+ 1.886 11:39:23.695
5 -	1:03.735	+ 0.370	11:32:56.403	12 -	1:05.283	+ 1.918 11:40:28.978
6 -	1:04.361	+ 0.996	11:34:00.764	13 -	1:03.903	+ 0.538 11:41:32.881
7 -	1:05.712	+ 2.347	11:35:06.476			
<b>8</b>	<b>Roy HUNT</b>		<b>B Martin F3</b>			
1 -	1:05.666	+ 3.066	11:28:24.540	4 -	<b>1:02.600</b>	<b>11:31:33.675</b>
2 -	1:03.835	+ 1.235	11:29:28.375	5 -	1:02.713	+ 0.113 11:32:36.388
3 -	1:02.700	+ 0.100	11:30:31.075	6 -	1:02.781	+ 0.181 11:33:39.169
<b>9</b>	<b>Martin SHEPPARD</b>		<b>C Cooper MK12</b>			
1 -	1:07.571	+ 2.807	11:28:43.534	8 -	1:06.213	+ 1.449 11:36:30.765
2 -	1:08.182	+ 3.418	11:29:51.716	9 -	1:06.278	+ 1.514 11:37:37.043
3 -	1:06.738	+ 1.974	11:30:58.454	10 -	1:06.001	+ 1.237 11:38:43.044
4 -	1:06.484	+ 1.720	11:32:04.938	11 -	1:06.132	+ 1.368 11:39:49.176
5 -	1:06.502	+ 1.738	11:33:11.440	12 -	1:05.151	+ 0.387 11:40:54.327
6 -	1:06.334	+ 1.570	11:34:17.774	13 -	1:05.292	+ 0.528 11:41:59.619
7 -	1:06.778	+ 2.014	11:35:24.552	14 -	<b>1:04.764</b>	<b>11:43:04.383</b>
<b>10</b>	<b>Richard ELLINGWORTH</b>		<b>B Martin F3</b>			
1 -	1:04.318	+ 1.720	11:28:45.086	8 -	1:02.725	+ 0.127 11:36:10.730
2 -	1:04.612	+ 2.014	11:29:49.698	9 -	<b>1:02.598</b>	<b>11:37:13.328</b>
3 -	1:03.339	+ 0.741	11:30:53.037	10 -	1:02.686	+ 0.088 11:38:16.014
4 -	1:03.337	+ 0.739	11:31:56.374	11 -	1:04.886	+ 2.288 11:39:20.900
5 -	1:05.134	+ 2.536	11:33:01.508	12 -	1:09.766	+ 7.168 11:40:30.666
6 -	1:03.427	+ 0.829	11:34:04.935	13 -	1:15.756	+ 13.158 11:41:46.422
7 -	1:03.070	+ 0.472	11:35:08.005			
<b>14</b>	<b>Mark PALMER</b>		<b>B Wishart MK2</b>			
1 -	1:13.070	+ 3.040	11:29:32.163	4 -	1:10.463	+ 0.433 11:33:04.414
2 -	1:10.953	+ 0.923	11:30:43.116	5 -	<b>1:10.030</b>	<b>11:34:14.444</b>
3 -	1:10.835	+ 0.805	11:31:53.951	6 -	1:12.321	+ 2.291 11:35:26.765
<b>14</b>	<b>Simon FROST</b>		<b>B Wishort Mk 2</b>			
1 -	1:03.726	+ 0.169	11:40:35.686	4 -	1:04.612	+ 1.055 11:43:55.959
2 -	<b>1:03.557</b>		<b>11:41:39.243</b>	5 -	1:06.154	+ 2.597 11:45:02.113
3 -	1:12.104	+ 8.547	11:42:51.347	6 -	1:08.342	+ 4.785 11:46:10.455
<b>24</b>	<b>Mike GILBERT</b>		<b>B Cooper MK4</b>			
1 -	1:06.034	+ 1.272	11:28:25.785	7 -	1:07.453	+ 2.691 11:35:03.161
2 -	1:05.304	+ 0.542	11:29:31.089	8 -	1:06.144	+ 1.382 11:36:09.305
3 -	1:05.805	+ 1.043	11:30:36.894	9 -	1:06.662	+ 1.900 11:37:15.967
4 -	1:07.531	+ 2.769	11:31:44.425	10 -	<b>1:04.762</b>	<b>11:38:20.729</b>
5 -	1:04.792	+ 0.030	11:32:49.217	11 -	1:11.305	+ 6.543 11:39:32.034

Car 38 please fit working transponder

Weather / Track : Bright / Dry

www.tsl-timing.com

Mallory Park  
Circuit Length = 1.3500 miles  
Start: 11:25 End: 11:48

Page 1 of 2

Printed - 12.09 Sunday, 26 April 2009

# Don Truman Trophy

## QUALIFYING - RACE 2 - LAP ANALYSIS

6 -	1:06.491	+ 1.729	11:33:55.708	12 -	1:10.094	+ 5.332	11:40:42.128
<b>27</b>	<b>Gordon RUSSELL</b>		<b>C Cooper MK8</b>				
1 -	1:02.459	+ 1.784	11:28:25.052	5 -	1:01.646	+ 0.971	11:32:33.785
2 -	1:02.508	+ 1.833	11:29:27.560	6 -	1:01.887	+ 1.212	11:33:35.672
3 -	1:02.731	+ 2.056	11:30:30.291	7 -	<b>1:00.675</b>		<b>11:34:36.347</b>
4 -	1:01.848	+ 1.173	11:31:32.139				
<b>34</b>	<b>Darrell WOODS</b>		<b>C Cooper MK8</b>				
1 -	1:04.535	+ 0.681	11:30:56.941	4 -	1:04.428	+ 0.574	11:34:09.089
2 -	<b>1:03.854</b>		<b>11:32:00.795</b>	5 -	1:04.200	+ 0.346	11:35:13.289
3 -	1:03.866	+ 0.012	11:33:04.661				
<b>38</b>	<b>Kerry HORAN</b>		<b>B Trenberth Vincent F3</b>				
1 -	1:15.290	+ 8.579	11:29:24.010	5 -	1:07.600	+ 0.889	11:34:00.870
2 -	1:12.066	+ 5.355	11:30:36.076	6 -	<b>1:06.711</b>		<b>11:35:07.581</b>
3 -	1:09.514	+ 2.803	11:31:45.590	7 -	1:07.293	+ 0.582	11:36:14.874
4 -	1:07.680	+ 0.969	11:32:53.270	8 -	1:07.068	+ 0.357	11:37:21.942
<b>40</b>	<b>David WHITESIDE</b>		<b>B Cooper MK7</b>				
1 -	1:15.307	+ 6.562	11:31:17.293	4 -	1:08.874	+ 0.129	11:34:46.139
2 -	1:11.227	+ 2.482	11:32:28.520	5 -	1:10.919	+ 2.174	11:35:57.058
3 -	<b>1:08.745</b>		<b>11:33:37.265</b>				
<b>60</b>	<b>Paul HEWES</b>		<b>B Cooper MK4</b>				
1 -	1:14.930	+ 3.624	11:28:59.223	9 -	1:16.483	+ 5.177	11:38:55.896
2 -	1:14.142	+ 2.836	11:30:13.365	10 -	1:13.290	+ 1.984	11:40:09.186
3 -	1:14.371	+ 3.065	11:31:27.736	11 -	1:14.042	+ 2.736	11:41:23.228
4 -	1:14.523	+ 3.217	11:32:42.259	12 -	1:13.077	+ 1.771	11:42:36.305
5 -	1:14.756	+ 3.450	11:33:57.015	13 -	1:12.841	+ 1.535	11:43:49.146
6 -	1:14.113	+ 2.807	11:35:11.128	14 -	1:12.845	+ 1.539	11:45:01.991
7 -	1:14.659	+ 3.353	11:36:25.787	15 -	<b>1:11.306</b>		<b>11:46:13.297</b>
8 -	1:13.626	+ 2.320	11:37:39.413				
<b>74</b>	<b>Steve JONES</b>		<b>C Cooper MK10</b>				
1 -	1:11.158	+ 7.026	11:29:10.173	7 -	1:04.995	+ 0.863	11:35:48.188
2 -	1:08.260	+ 4.128	11:30:18.433	8 -	1:04.939	+ 0.807	11:36:53.127
3 -	1:09.396	+ 5.264	11:31:27.829	9 -	1:12.388	+ 8.256	11:38:05.515
4 -	1:05.622	+ 1.490	11:32:33.451	10 -	1:06.764	+ 2.632	11:39:12.279
5 -	1:05.341	+ 1.209	11:33:38.792	11 -	<b>1:04.132</b>		<b>11:40:16.411</b>
6 -	1:04.401	+ 0.269	11:34:43.193				
<b>89</b>	<b>Shirley MONRO</b>		<b>B Cooper MK4</b>				
1 -	1:06.963	+ 2.415	11:29:07.774	5 -	1:04.635	+ 0.087	11:33:30.601
2 -	1:06.041	+ 1.493	11:30:13.815	6 -	<b>1:04.548</b>		<b>11:34:35.149</b>
3 -	1:05.763	+ 1.215	11:31:19.578	7 -	1:07.632	+ 3.084	11:35:42.781
4 -	1:06.388	+ 1.840	11:32:25.966				

Car 38 please fit working transponder

Weather / Track : Bright / Dry

www.tsl-timing.com


Page 2 of 2

Mallory Park  
Circuit Length = 1.3500 miles  
Start: 11:25 End: 11:48

Printed - 12.09 Sunday, 26 April 2009

# Don Truman Trophy

## RACE 2 - GRID - AMENDED

ROW 9	21	Stuart WRIGHT			
				19	JB JONES
ROW 8		1:11.306			
	60	Paul HEWES			1:08.745
				40	David WHITESIDE
ROW 7		1:06.711			
	38	Kerry HORAN			1:04.764
				9	Martin SHEPPARD
ROW 6		1:04.762			
	24	Mike GILBERT			1:04.548
				89	Shirley MONRO
ROW 5		1:04.132			
	74	Steve JONES			1:03.854
				34	Darrell WOODS
ROW 4		1:03.557			
	14	Simon FROST			1:03.443
				5	Malcolm BELL
ROW 3		1:03.365			
	7	Nigel CHALLIS			1:02.600
				8	Roy HUNT
ROW 2		1:02.598			
	10	Richard ELLINGWORTH			1:00.675
				27	Gordon RUSSELL
ROW 1		1:00.245			
	1	Nigel ASHMAN			
<b>Pole</b>					
					

Mallory Park  
Circuit Length = 1.3500 miles

**These results are provisional until the conclusion of any judicial and technical matters.**

Clerk of Course :		Timekeeper :
-------------------	--	--------------

# Don Truman Trophy

## RACE 2 - CLASSIFICATION

POS	NO	CL	NAME	ENTRY	LAPS	TIME	GAP	DIFF	MPH	BEST	ON
1	1	C	<b>Nigel ASHMAN</b>	Cooper MK6	15	15:18.137			79.39	1:00.326	9
2	27	C	<b>Gordon RUSSELL</b>	Cooper MK8	15	15:34.792	<b>16.655</b>	16.655	77.98	1:00.740	15
3	92	C	<b>Niel HODGES</b>	Cooper MK8	15	15:37.640	<b>19.503</b>	2.848	77.74	1:01.128	13
4	8	B	<b>Roy HUNT</b>	Martin F3	15	15:59.716	<b>41.579</b>	22.076	75.95	1:01.740	14
5	7	C	<b>Nigel CHALLIS</b>	Cooper MK.8	15	16:03.523	<b>45.386</b>	3.807	75.65	1:03.233	15
6	34	C	<b>Darrell WOODS</b>	Cooper MK8	15	16:04.210	<b>46.073</b>	0.687	75.60	1:02.491	12
7	74	C	<b>Steve JONES</b>	Cooper MK10	15	16:04.462	<b>46.325</b>	0.252	75.58	1:01.790	15
8	9	C	<b>Martin SHEPPARD</b>	Cooper MK12	15	16:06.612	<b>48.475</b>	2.150	75.41	1:02.619	15
9	14	B	<b>Simon FROST</b>	Wishort Mk 2	14	15:19.259	<b>1 lap</b>	1 lap	74.01	1:02.744	4
10	24	B	<b>Mike GILBERT</b>	Cooper MK4	14	15:34.206	<b>1 lap</b>	14.947	72.83	1:03.992	5
11	38	B	<b>Kerry HORAN</b>	Trenberth Vincent F3	14	16:15.518	<b>1 lap</b>	41.312	69.74	1:07.481	14
12	60	B	<b>Paul HEWES</b>	Cooper MK4	13	15:50.151	<b>2 laps</b>	1 lap	66.49	1:10.648	2
NOT CLASSIFIED											
DNF	10	B	<b>Richard ELLINGWORTH</b>	Martin F3	11	12:29.255	<b>4 laps</b>	2 laps	71.35	1:02.464	4
DNF	89	B	<b>Shirley MONRO</b>	Cooper MK4	2	2:25.661	<b>13 laps</b>	9 laps	66.72	1:12.498	2
FASTEST LAP											
1	C	<b>Nigel ASHMAN</b>	Cooper MK6	9	1:00.326	80.56 mph	129.65 kph				
8	B	<b>Roy HUNT</b>	Martin F3	14	1:01.740	78.71 mph	126.68 kph				

Weather / Track : Bright / Dry

These results are provisional until the conclusion of any judicial and technical matters.

Mallory Park  
Circuit Length = 1.3500 miles  
Start: 14:24 End: 14:41

Clerk of Course :

Timekeeper :

# Don Truman Trophy

## RACE 2 - LAP CHART

Lap 1			Lap 2			Lap 3			Lap 4			Lap 5		
No	Behind	Laptime	No	Behind	Laptime	No	Behind	Laptime	No	Behind	Laptime	No	Behind	Laptime
1		1:06.045	1		1:00.880	1		1:00.568	1		1:00.749	1		1:00.754
27	1.364	1:07.409	27	1.882	1:01.398	27	3.008	1:01.694	27	5.277	1:03.018	27	7.308	1:02.785
10	2.812	1:08.857	10	5.282	1:03.350	7	8.930	1:03.640	92	11.120	1:01.481	92	12.415	1:02.049
7	3.425	1:09.470	7	5.858	1:03.313	92	10.388	1:03.176	7	12.739	1:04.558	7	16.055	1:04.070
14	4.608	1:10.653	8	7.660	1:02.786	8	10.861	1:03.769	8	12.954	1:02.842	8	16.234	1:04.034
9	5.576	1:11.621	92	7.780	1:01.516	14	12.050	1:04.059	14	14.045	1:02.744	14	16.922	1:03.631
8	5.754	1:11.799	14	8.559	1:04.831	10	12.924	1:08.210	10	14.639	1:02.464	10	16.963	1:03.078
89	7.118	1:13.163	9	9.427	1:04.731	9	13.744	1:04.885	9	17.324	1:04.329	34	20.506	1:03.290
92	7.144	1:13.189	34	10.271	1:03.503	34	14.329	1:04.626	34	17.970	1:04.390	9	21.594	1:05.024
34	7.648	1:13.693	74	13.208	1:03.971	74	17.415	1:04.775	74	21.089	1:04.423	74	23.995	1:03.660
24	8.390	1:14.435	24	13.237	1:05.727	24	17.796	1:05.127	24	21.525	1:04.478	24	24.763	1:03.992
74	10.117	1:16.162	38	17.669	1:08.115	38	26.317	1:09.216	38	35.933	1:10.365	38	45.632	1:10.453
38	10.434	1:16.479	89	18.736	1:12.498	60	32.160	1:10.963	60	42.620	1:11.209	60	53.183	1:11.317
60	11.997	1:18.042	60	21.765	1:10.648									

# Don Truman Trophy

## RACE 2 - LAP CHART


Lap 6			Lap 7			Lap 8			Lap 9			Lap 10		
No	Behind	Laptime	No	Behind	Laptime	No	Behind	Laptime	No	Behind	Laptime	No	Behind	Laptime
1		1:00.897	1		1:00.771	1		1:00.787	1		1:00.326	1		1:01.186
27	8.313	1:01.902	60	1 LAP	1:11.601	38	1 LAP	1:09.953	27	13.495	1:01.762	27	14.091	1:01.782
92	13.269	1:01.751	27	9.077	1:01.535	27	12.059	1:03.769	38	1 LAP	1:08.774	92	17.828	1:02.246
7	19.663	1:04.505	92	14.052	1:01.554	60	1 LAP	1:11.393	92	16.768	1:01.643	38	1 LAP	1:07.551
8	19.807	1:04.470	7	22.792	1:03.900	92	15.451	1:02.186	60	1 LAP	1:11.413	7	32.915	1:03.388
10	19.991	1:03.925	14	23.598	1:03.731	7	26.447	1:04.442	7	30.713	1:04.592	10	33.008	1:03.232
14	20.638	1:04.613	8	23.653	1:04.617	8	26.569	1:03.703	8	30.816	1:04.573	8	33.666	1:04.036
34	24.374	1:04.765	10	24.644	1:05.424	10	26.607	1:02.750	10	30.962	1:04.681	60	1 LAP	1:12.313
9	25.299	1:04.602	34	28.182	1:04.579	34	31.389	1:03.994	34	34.520	1:03.457	34	36.557	1:03.223
74	27.113	1:04.015	9	28.729	1:04.201	9	31.764	1:03.822	9	34.835	1:03.397	9	37.103	1:03.454
24	28.831	1:04.965	74	29.899	1:03.557	74	33.224	1:04.112	74	36.111	1:03.213	74	38.397	1:03.472
38	56.667	1:11.932	24	32.290	1:04.230	24	41.824	1:10.321	24	47.305	1:05.807	14	51.623	1:04.363
						14	42.151	1:19.340	14	48.446	1:06.621	24	52.639	1:06.520

**Don Truman Trophy  
RACE 2 - LAP CHART**

Lap 11			Lap 12			Lap 13			Lap 14			Lap 15		
No	Behind	Laptime	No	Behind	Laptime	No	Behind	Laptime	No	Behind	Laptime	No	Behind	Laptime
1		1:00.849	1		1:00.979	1		1:01.613	1		1:01.395	1		1:00.338
27	14.887	1:01.645	24	1 LAP	1:11.211	24	1 LAP	1:06.940	24	1 LAP	1:05.261	14	1 LAP	1:03.127
92	18.664	1:01.685	10	1 LAP	1:43.284	60	2 LAPS	1:11.176	27	16.253	1:01.455	24	1 LAP	1:05.192
38	1 LAP	1:09.096	27	16.050	1:02.142	27	16.193	1:01.756	92	18.416	1:01.141	27	16.655	1:00.740
7	36.143	1:04.077	92	19.155	1:01.470	92	18.670	1:01.128	60	2 LAPS	1:12.383	92	19.503	1:01.425
8	36.241	1:03.424	38	1 LAP	1:08.252	8	39.762	1:02.550	8	40.107	1:01.740	60	2 LAPS	1:12.276
34	38.250	1:02.542	7	38.777	1:03.613	7	40.589	1:03.425	7	42.491	1:03.297	8	41.579	1:01.810
9	39.882	1:03.628	8	38.825	1:03.563	34	41.489	1:03.340	34	43.092	1:02.998	7	45.386	1:03.233
74	41.229	1:03.681	34	39.762	1:02.491	38	1 LAP	1:09.145	74	44.873	1:02.319	34	46.073	1:03.319
14	55.556	1:04.782	9	42.607	1:03.704	74	43.949	1:02.713	9	46.194	1:03.274	74	46.325	1:01.790
60	1 LAP	1:25.417	74	42.849	1:02.599	9	44.315	1:03.321	38	1 LAP	1:08.706	9	48.475	1:02.619
			14	57.800	1:03.223	14	59.728	1:03.541				38	1 LAP	1:07.481

# 500A Trophy Race

## RACE 6 - GRID

ROW 9	19 JB JONES	21 Stuart WRIGHT
ROW 8	5 Malcolm BELL	40 David WHITESIDE
ROW 7	1:00.326 1 Nigel ASHMAN	14 Mark PALMER
ROW 6	92 Niel HODGES	27 Gordon RUSSELL
ROW 5	7 Nigel CHALLIS	8 Roy HUNT
ROW 4	74 Steve JONES	34 Darrell WOODS
ROW 3	24 Mike GILBERT	9 Martin SHEPPARD
ROW 2	60 Paul HEWES	38 Kerry HORAN
ROW 1	89 Shirley MONRO	10 Richard ELLINGWORTH
<b>Pole</b>		
		

Mallory Park  
Circuit Length = 1.3500 miles

**These results are provisional until the conclusion of any judicial and technical matters.**

Clerk of Course :		Timekeeper :
-------------------	--	--------------

# 500A Trophy Race

## RACE 6 - CLASSIFICATION

POS	NO	CL	NAME	ENTRY	LAPS	TIME	GAP	DIFF	MPH	BEST	ON
1	1	C	<b>Nigel ASHMAN</b>	Cooper MK6	15	15:23.753			78.91	1:00.460	9
2	27	C	<b>Gordon RUSSELL</b>	Cooper MK8	15	15:33.461	<b>9.708</b>	9.708	78.09	1:01.021	5
3	74	C	<b>Steve JONES</b>	Cooper MK10	15	15:44.006	<b>20.253</b>	10.545	77.22	1:00.616	14
4	8	B	<b>Roy HUNT</b>	Martin F3	15	15:45.419	<b>21.666</b>	1.413	77.10	1:00.600	15
5	34	C	<b>Darrell WOODS</b>	Cooper MK8	15	16:13.138	<b>49.385</b>	27.719	74.91	1:03.004	6
6	9	C	<b>Martin SHEPPARD</b>	Cooper MK12	15	16:18.067	<b>54.314</b>	4.929	74.53	1:03.621	14
7	24	B	<b>Mike GILBERT</b>	Cooper MK4	14	15:30.591	<b>1 lap</b>	1 lap	73.11	1:04.059	2
8	38	B	<b>Kerry HORAN</b>	Trenberth Vincent F3	14	15:57.200	<b>1 lap</b>	26.609	71.08	1:06.791	2
9	14	B	<b>Mark PALMER</b>	Wishart MK2	14	16:08.112	<b>1 lap</b>	10.912	70.28	1:07.557	7
10	40	B	<b>David WHITESIDE</b>	Cooper MK7	13	15:28.162	<b>2 laps</b>	1 lap	68.06	1:07.901	11
11	7	C	<b>Nigel CHALLIS</b>	Cooper MK.8	12	15:51.156	<b>3 laps</b>	1 lap	61.31	1:03.164	5
NOT CLASSIFIED											
DNF	10	B	<b>Richard ELLINGWORTH</b>	Martin F3	8	8:44.720	<b>7 laps</b>	4 laps	74.09	1:02.806	5
DNF	60	B	<b>Paul HEWES</b>	Cooper MK4	1	1:56.091	<b>14 laps</b>	7 laps	41.86	1:56.091	1
FASTEST LAP											
	1	C	<b>Nigel ASHMAN</b>	Cooper MK6	9	1:00.460			80.38 mph	129.36 kph	
	8	B	<b>Roy HUNT</b>	Martin F3	15	1:00.600			80.19 mph	129.06 kph	

Weather / Track : Cloudy / Dry

These results are provisional until the conclusion of any judicial and technical matters.

Mallory Park  
 Circuit Length = 1.3500 miles  
 Start: 16:47 End: 17:03

Clerk of Course :		Timekeeper :
-------------------	--	--------------

**500A Trophy Race**  
**RACE 6 - LAP CHART**

Lap 1			Lap 2			Lap 3			Lap 4			Lap 5		
No	Behind	Laptime	No	Behind	Laptime	No	Behind	Laptime	No	Behind	Laptime	No	Behind	Laptime
1		1:10.078	1		1:01.044	1		1:01.818	1		1:00.603	1		1:01.211
7	0.041	1:10.119	27	2.929	1:01.927	27	2.815	1:01.704	27	3.338	1:01.126	27	3.148	1:01.021
10	1.150	1:11.228	7	3.364	1:04.367	7	5.781	1:04.235	7	8.809	1:03.631	7	10.762	1:03.164
27	2.046	1:12.124	10	3.688	1:03.582	10	5.855	1:03.985	10	9.242	1:03.990	10	10.837	1:02.806
24	2.701	1:12.779	8	4.631	1:02.948	8	6.745	1:03.932	8	9.300	1:03.158	8	11.853	1:03.764
8	2.727	1:12.805	24	5.716	1:04.059	24	8.578	1:04.680	74	11.215	1:03.030	74	12.843	1:02.839
74	5.090	1:15.168	74	5.994	1:01.948	74	8.788	1:04.612	9	17.276	1:04.709	34	19.943	1:03.217
38	5.499	1:15.577	9	9.703	1:04.601	9	13.170	1:05.285	34	17.937	1:04.993	9	21.207	1:05.142
9	6.146	1:16.224	38	11.246	1:06.791	34	13.547	1:03.986	24	18.528	1:10.553	24	21.736	1:04.419
34	6.962	1:17.040	34	11.379	1:05.461	38	16.671	1:07.243	38	24.510	1:08.442	38	31.820	1:08.521
14	10.248	1:20.326	14	17.153	1:07.949	14	23.507	1:08.172	14	30.711	1:07.807	14	37.672	1:08.172
40	13.976	1:24.054	40	25.630	1:12.698	40	35.098	1:11.286	40	47.295	1:12.800	40	57.741	1:11.657
60	46.013	1:56.091												

**500A Trophy Race**  
**RACE 6 - LAP CHART**

Lap 6			Lap 7			Lap 8			Lap 9			Lap 10		
No	Behind	Laptime	No	Behind	Laptime	No	Behind	Laptime	No	Behind	Laptime	No	Behind	Laptime
1		1:00.910	1		1:00.654	1		1:00.669	1		1:00.460	1		1:01.613
27	3.286	1:01.048	27	4.075	1:01.443	27	5.039	1:01.633	27	6.113	1:01.534	38	1 LAP	1:08.664
7	13.348	1:03.496	40	1 LAP	1:09.875	40	1 LAP	1:10.841	8	17.936	1:01.870	27	5.797	1:01.297
8	13.437	1:02.494	8	15.076	1:02.293	8	16.526	1:02.119	74	19.886	1:01.362	14	1 LAP	1:09.519
10	13.813	1:03.886	7	16.605	1:03.911	74	18.984	1:02.294	40	1 LAP	1:08.404	8	18.400	1:02.077
74	14.925	1:02.992	74	17.359	1:03.088	34	27.182	1:03.361	34	30.080	1:03.358	74	19.040	1:00.767
34	22.037	1:03.004	10	18.081	1:04.922	10	27.733	1:10.321	9	36.588	1:04.640	34	32.636	1:04.169
9	25.047	1:04.750	34	24.490	1:03.107	9	32.408	1:04.211	24	40.108	1:06.034	40	1 LAP	1:10.985
24	25.843	1:05.017	9	28.866	1:04.473	24	34.534	1:05.153				9	39.288	1:04.313
38	38.991	1:08.081	24	30.050	1:04.861	38	53.998	1:08.074				24	44.595	1:06.100
14	44.535	1:07.773	38	46.593	1:08.256	14	59.554	1:08.785						
			14	51.438	1:07.557									

**500A Trophy Race**  
**RACE 6 - LAP CHART**

Lap 11			Lap 12			Lap 13			Lap 14			Lap 15		
No	Behind	Laptime	No	Behind	Laptime	No	Behind	Laptime	No	Behind	Laptime	No	Behind	Laptime
1		1:00.846	1		1:00.742	1		1:00.799	1		1:00.846	1		1:01.460
27	7.047	1:02.096	27	7.990	1:01.685	27	8.769	1:01.578	27	9.478	1:01.555	40	2 LAPS	1:08.966
38	1 LAP	1:08.498	38	1 LAP	1:07.115	38	1 LAP	1:07.126	74	21.091	1:00.616	24	1 LAP	1:10.649
14	1 LAP	1:08.828	7	3 LAPS	1:03.806	8	21.248	1:01.990	8	22.526	1:02.124	27		9.708 1:01.690
7	3 LAPS	4:02.376	8	20.057	1:01.350	74	21.321	1:01.816	7	3 LAPS	1:03.811	74	20.253	1:00.622
8	19.449	1:01.895	74	20.304	1:01.178	7	3 LAPS	1:04.615	38	1 LAP	1:07.052	8	21.666	1:00.600
74	19.868	1:01.674	14	1 LAP	1:09.289	14	1 LAP	1:08.024	14	1 LAP	1:08.097	7	3 LAPS	1:03.625
34	36.103	1:04.313	34	39.023	1:03.662	34	45.260	1:07.036	34	47.464	1:03.050	38	1 LAP	1:07.760
40	1 LAP	1:09.763	9	45.675	1:03.755	9	48.909	1:04.033	9	51.684	1:03.621	14	1 LAP	1:07.814
9	42.662	1:04.220	40	1 LAP	1:07.901	40	1 LAP	1:08.932				34	49.385	1:03.381
24	49.474	1:05.725	24	54.552	1:05.820	24	58.495	1:04.742				9	54.314	1:04.090

**BRS - Recovery Ford XR Challenge**  
**FREE PRACTICE - RACE 3 - CLASSIFICATION**

POS	NO	CL	NAME	ENTRY	TIME	ON	LAPS	GAP	DIFF	MPH
1	6	A	Christopher PURCELL	Ford Fiesta XR2	56.806	13	17			85.55
2	2	A	Michael BLACKBURN	Ford Fiesta XR2	56.822	10	11	0.016	0.016	85.52
3	68	A	Simon ROBINSON	Ford Fiesta XR2	56.886	10	17	0.080	0.064	85.43
4	11	A	Paul BISHOP	Ford Fiesta XR2	57.135	17	18	0.329	0.249	85.06
5	70	A	Justin ROBERTS	Ford Fiesta XR2	57.260	3	12	0.454	0.125	84.87
6	25	A	Steve ROWLES	Ford Fiesta XR2	57.689	14	16	0.883	0.429	84.24
7	34	A	Chris BALL	Ford Fiesta XR2	57.798	2	8	0.992	0.109	84.08
8	17	A	Craig READYHOUGH	Ford Fiesta XR2	57.992	6	16	1.186	0.194	83.80
9	33	B	Lee SHROPSHIRE	Ford Escort XR3i	58.302	5	16	1.496	0.310	83.35
10	26	B	David BENNETT	Ford Escort XR3i	58.364	16	18	1.558	0.062	83.26
11	55	B	Marcus RILEY	Ford Escort XR3i	58.495	2	6	1.689	0.131	83.08
12	77	B	Christopher FLYNN	Ford Escort XR3i	58.509	17	17	1.703	0.014	83.06
13	23	A	Greg SPEIGHT	Ford Fiesta XR2	59.102	11	14	2.296	0.593	82.23
14	52	A	Mark EDWARDS	Ford Fiesta XR2	59.389	15	15	2.583	0.287	81.83
15	86	B	Adam SULLIVAN	Ford Escort XR3i	1:00.348	6	6	3.542	0.959	80.53
16	9	A	George DWANE	Ford Fiesta XR2	1:00.416	12	18	3.610	0.068	80.44
17	63	B	Terry KELLAHER	Ford Escort XR3i	1:00.993	5	5	4.187	0.577	79.68
18	22	B	Daniel LEIGH	Ford Escort XR3i	1:02.201	3	8	5.395	1.208	78.13

Weather / Track : Bright / Dry

These results are provisional until the conclusion of any judicial and technical matters.

Mallory Park  
 Circuit Length = 1.3500 miles  
 Start: 10:27 End: 10:49

Clerk of Course :

Timekeeper :

## BRS - Recovery Ford XR Challenge

### FREE PRACTICE - RACE 3 - LAP ANALYSIS

<b>2</b>	<b>Michael BLACKBURN</b>		A Ford Fiesta XR2				
1 -	1:01.591	+ 4.769	10:30:10.640	7 -	57.131	+ 0.309	10:36:01.612
2 -	59.975	+ 3.153	10:31:10.615	8 -	57.011	+ 0.189	10:36:58.623
3 -	58.421	+ 1.599	10:32:09.036	9 -	57.002	+ 0.180	10:37:55.625
4 -	58.612	+ 1.790	10:33:07.648	10 -	<b>56.822</b>		<b>10:38:52.447</b>
5 -	59.138	+ 2.316	10:34:06.786	11 -	1:00.202	+ 3.380	10:39:52.649
6 -	57.695	+ 0.873	10:35:04.481				
<b>6</b>	<b>Christopher PURCELL</b>		A Ford Fiesta XR2				
1 -	1:11.592	+ 14.786	10:30:35.393	10 -	57.887	+ 1.081	10:41:52.936
2 -	1:08.657	+ 11.851	10:31:44.050	11 -	57.668	+ 0.862	10:42:50.604
3 -	59.656	+ 2.850	10:32:43.706	12 -	57.480	+ 0.674	10:43:48.084
4 -	58.600	+ 1.794	10:33:42.306	13 -	<b>56.806</b>		<b>10:44:44.890</b>
5 -	59.343	+ 2.537	10:34:41.649	14 -	57.080	+ 0.274	10:45:41.970
6 -	57.874	+ 1.068	10:35:39.523	15 -	57.315	+ 0.509	10:46:39.285
7 -	58.327	+ 1.521	10:36:37.850	16 -	57.531	+ 0.725	10:47:36.816
8 -	57.989	+ 1.183	10:37:35.839	17 -	1:15.522	+ 18.716	10:48:52.338
9 -	3:19.210	+ 2:22.404	10:40:55.049				
<b>9</b>	<b>George DWANE</b>		A Ford Fiesta XR2				
1 -	1:07.878	+ 7.462	10:30:41.003	10 -	1:01.719	+ 1.303	10:40:01.116
2 -	1:04.219	+ 3.803	10:31:45.222	11 -	1:01.023	+ 0.607	10:41:02.139
3 -	1:02.924	+ 2.508	10:32:48.146	12 -	<b>1:00.416</b>		<b>10:42:02.555</b>
4 -	1:02.168	+ 1.752	10:33:50.314	13 -	1:01.006	+ 0.590	10:43:03.561
5 -	1:02.612	+ 2.196	10:34:52.926	14 -	1:00.785	+ 0.369	10:44:04.346
6 -	1:01.885	+ 1.469	10:35:54.811	15 -	1:00.680	+ 0.264	10:45:05.026
7 -	1:02.106	+ 1.690	10:36:56.917	16 -	1:00.983	+ 0.567	10:46:06.009
8 -	1:00.559	+ 0.143	10:37:57.476	17 -	1:00.440	+ 0.024	10:47:06.449
9 -	1:01.921	+ 1.505	10:38:59.397	18 -	1:01.310	+ 0.894	10:48:07.759
<b>11</b>	<b>Paul BISHOP</b>		A Ford Fiesta XR2				
1 -	1:00.740	+ 3.605	10:30:08.792	10 -	57.260	+ 0.125	10:40:09.599
2 -	59.581	+ 2.446	10:31:08.373	11 -	57.434	+ 0.299	10:41:07.033
3 -	59.514	+ 2.379	10:32:07.887	12 -	58.625	+ 1.490	10:42:05.658
4 -	58.605	+ 1.470	10:33:06.492	13 -	1:42.013	+ 44.878	10:43:47.671
5 -	57.229	+ 0.094	10:34:03.721	14 -	1:02.085	+ 4.950	10:44:49.756
6 -	57.211	+ 0.076	10:35:00.932	15 -	57.215	+ 0.080	10:45:46.971
7 -	59.607	+ 2.472	10:36:00.539	16 -	57.208	+ 0.073	10:46:44.179
8 -	2:14.246	+ 1:17.111	10:38:14.785	17 -	<b>57.135</b>		<b>10:47:41.314</b>
9 -	57.554	+ 0.419	10:39:12.339	18 -	59.656	+ 2.521	10:48:40.970
<b>17</b>	<b>Craig READYHOUGH</b>		A Ford Fiesta XR2				
1 -	1:08.523	+ 10.531	10:30:36.100	9 -	59.276	+ 1.284	10:38:30.863
2 -	1:04.085	+ 6.093	10:31:40.185	10 -	58.691	+ 0.699	10:39:29.554
3 -	58.819	+ 0.827	10:32:39.004	11 -	58.310	+ 0.318	10:40:27.864
4 -	58.614	+ 0.622	10:33:37.618	12 -	58.316	+ 0.324	10:41:26.180
5 -	58.022	+ 0.030	10:34:35.640	13 -	58.054	+ 0.062	10:42:24.234
6 -	<b>57.992</b>		<b>10:35:33.632</b>	14 -	58.316	+ 0.324	10:43:22.550
7 -	59.537	+ 1.545	10:36:33.169	15 -	59.622	+ 1.630	10:44:22.172
8 -	58.418	+ 0.426	10:37:31.587	16 -	1:04.168	+ 6.176	10:45:26.340
<b>22</b>	<b>Daniel LEIGH</b>		B Ford Escort XR3i				
1 -	1:05.714	+ 3.513	10:30:31.059	5 -	1:06.208	+ 4.007	10:34:45.101
2 -	1:02.374	+ 0.173	10:31:33.433	6 -	1:13.007	+ 10.806	10:35:58.108
3 -	<b>1:02.201</b>		<b>10:32:35.634</b>	7 -	5:44.423	+ 4:42.222	10:41:42.531
4 -	1:03.259	+ 1.058	10:33:38.893	8 -	1:08.560	+ 6.359	10:42:51.091
<b>23</b>	<b>Greg SPEIGHT</b>		A Ford Fiesta XR2				
1 -	1:03.426	+ 4.324	10:30:17.856	8 -	59.916	+ 0.814	10:37:22.643
2 -	1:02.063	+ 2.961	10:31:19.919	9 -	59.356	+ 0.254	10:38:21.999
3 -	1:01.061	+ 1.959	10:32:20.980	10 -	1:00.081	+ 0.979	10:39:22.080
4 -	1:00.310	+ 1.208	10:33:21.290	11 -	<b>59.102</b>		<b>10:40:21.182</b>
5 -	1:00.423	+ 1.321	10:34:21.713	12 -	59.344	+ 0.242	10:41:20.526

Mallory Park  
Circuit Length = 1.3500 miles  
Start: 10:27 End: 10:49

Weather / Track : Bright / Dry

# BRS - Recovery Ford XR Challenge

## FREE PRACTICE - RACE 3 - LAP ANALYSIS

6 -	59.589	+ 0.487	10:35:21.302	13 -	59.568	+ 0.466	10:42:20.094
7 -	1:01.425	+ 2.323	10:36:22.727	14 -	1:02.203	+ 3.101	10:43:22.297
<b>25</b>	<b>Steve ROWLES</b>		A Ford Fiesta XR2				
1 -	1:06.043	+ 8.354	10:30:48.044	9 -	1:02.841	+ 5.152	10:38:53.516
2 -	1:01.821	+ 4.132	10:31:49.865	10 -	59.402	+ 1.713	10:39:52.918
3 -	1:00.511	+ 2.822	10:32:50.376	11 -	1:09.994	+ 12.305	10:41:02.912
4 -	1:01.133	+ 3.444	10:33:51.509	12 -	3:20.676	+ 2:22.987	10:44:23.588
5 -	59.667	+ 1.978	10:34:51.176	13 -	58.390	+ 0.701	10:45:21.978
6 -	59.606	+ 1.917	10:35:50.782	14 -	<b>57.689</b>		<b>10:46:19.667</b>
7 -	1:00.267	+ 2.578	10:36:51.049	15 -	57.903	+ 0.214	10:47:17.570
8 -	59.626	+ 1.937	10:37:50.675	16 -	1:07.885	+ 10.196	10:48:25.455
<b>26</b>	<b>David BENNETT</b>		B Ford Escort XR3i				
1 -	1:05.719	+ 7.355	10:30:56.028	10 -	59.068	+ 0.704	10:40:14.461
2 -	1:03.641	+ 5.277	10:31:59.669	11 -	58.978	+ 0.614	10:41:13.439
3 -	1:08.404	+ 10.040	10:33:08.073	12 -	1:08.910	+ 10.546	10:42:22.349
4 -	1:00.781	+ 2.417	10:34:08.854	13 -	1:17.519	+ 19.155	10:43:39.868
5 -	1:00.990	+ 2.626	10:35:09.844	14 -	1:03.788	+ 5.424	10:44:43.656
6 -	1:00.414	+ 2.050	10:36:10.258	15 -	59.471	+ 1.107	10:45:43.127
7 -	1:02.974	+ 4.610	10:37:13.232	16 -	<b>58.364</b>		<b>10:46:41.491</b>
8 -	1:02.982	+ 4.618	10:38:16.214	17 -	58.769	+ 0.405	10:47:40.260
9 -	59.179	+ 0.815	10:39:15.393	18 -	1:02.462	+ 4.098	10:48:42.722
<b>33</b>	<b>Lee SHROPSHIRE</b>		B Ford Escort XR3i				
1 -	1:02.152	+ 3.850	10:30:26.339	9 -	58.483	+ 0.181	10:40:29.802
2 -	59.656	+ 1.354	10:31:25.995	10 -	1:00.840	+ 2.538	10:41:30.642
3 -	58.732	+ 0.430	10:32:24.727	11 -	2:12.658	+ 1:14.356	10:43:43.300
4 -	1:00.331	+ 2.029	10:33:25.058	12 -	58.498	+ 0.196	10:44:41.798
5 -	<b>58.302</b>		<b>10:34:23.360</b>	13 -	58.653	+ 0.351	10:45:40.451
6 -	1:06.206	+ 7.904	10:35:29.566	14 -	58.560	+ 0.258	10:46:39.011
7 -	3:03.021	+ 2:04.719	10:38:32.587	15 -	58.882	+ 0.580	10:47:37.893
8 -	58.732	+ 0.430	10:39:31.319	16 -	1:00.090	+ 1.788	10:48:37.983
<b>34</b>	<b>Chris BALL</b>		A Ford Fiesta XR2				
1 -	58.285	+ 0.487	10:30:09.353	5 -	57.812	+ 0.014	10:34:01.276
2 -	<b>57.798</b>		<b>10:31:07.151</b>	6 -	57.871	+ 0.073	10:34:59.147
3 -	58.123	+ 0.325	10:32:05.274	7 -	1:00.720	+ 2.922	10:35:59.867
4 -	58.190	+ 0.392	10:33:03.464	8 -	59.933	+ 2.135	10:36:59.800
<b>52</b>	<b>Mark EDWARDS</b>		A Ford Fiesta XR2				
1 -	1:06.686	+ 7.297	10:30:52.842	9 -	4:10.490	+ 3:11.101	10:42:34.269
2 -	1:04.324	+ 4.935	10:31:57.166	10 -	1:01.048	+ 1.659	10:43:35.317
3 -	1:03.908	+ 4.519	10:33:01.074	11 -	1:01.161	+ 1.772	10:44:36.478
4 -	1:07.447	+ 8.058	10:34:08.521	12 -	1:00.966	+ 1.577	10:45:37.444
5 -	1:04.563	+ 5.174	10:35:13.084	13 -	1:03.753	+ 4.364	10:46:41.197
6 -	1:02.175	+ 2.786	10:36:15.259	14 -	1:01.549	+ 2.160	10:47:42.746
7 -	1:00.933	+ 1.544	10:37:16.192	15 -	<b>59.389</b>		<b>10:48:42.135</b>
8 -	1:07.587	+ 8.198	10:38:23.779				
<b>55</b>	<b>Marcus RILEY</b>		B Ford Escort XR3i				
1 -	59.405	+ 0.910	10:30:05.230	4 -	1:03.160	+ 4.665	10:33:05.464
2 -	<b>58.495</b>		<b>10:31:03.725</b>	5 -	59.392	+ 0.897	10:34:04.856
3 -	58.579	+ 0.084	10:32:02.304	6 -	1:14.501	+ 16.006	10:35:19.357
<b>63</b>	<b>Terry KELLAHER</b>		B Ford Escort XR3i				
1 -	1:07.845	+ 6.852	10:30:55.730	4 -	1:04.813	+ 3.820	10:34:10.282
2 -	1:05.848	+ 4.855	10:32:01.578	5 -	<b>1:00.993</b>		<b>10:35:11.275</b>
3 -	1:03.891	+ 2.898	10:33:05.469				
<b>68</b>	<b>Simon ROBINSON</b>		A Ford Fiesta XR2				
1 -	1:08.853	+ 11.967	10:30:38.278	10 -	<b>56.886</b>		<b>10:39:21.376</b>
2 -	1:00.301	+ 3.415	10:31:38.579	11 -	57.076	+ 0.190	10:40:18.452
3 -	58.498	+ 1.612	10:32:37.077	12 -	1:20.896	+ 24.010	10:41:39.348

Weather / Track : Bright / Dry

# BRS - Recovery Ford XR Challenge

## FREE PRACTICE - RACE 3 - LAP ANALYSIS

4 -	58.420	+ 1.534	10:33:35.497	13 -	2:43.668	+ 1:46.782	10:44:23.016
5 -	58.364	+ 1.478	10:34:33.861	14 -	58.076	+ 1.190	10:45:21.092
6 -	57.565	+ 0.679	10:35:31.426	15 -	57.049	+ 0.163	10:46:18.141
7 -	58.319	+ 1.433	10:36:29.745	16 -	57.136	+ 0.250	10:47:15.277
8 -	57.606	+ 0.720	10:37:27.351	17 -	57.007	+ 0.121	10:48:12.284
9 -	57.139	+ 0.253	10:38:24.490				
<b>70</b>	<b>Justin ROBERTS</b>		<b>A Ford Fiesta XR2</b>				
1 -	58.862	+ 1.602	10:30:11.384	7 -	57.898	+ 0.638	10:36:14.218
2 -	57.391	+ 0.131	10:31:08.775	8 -	57.816	+ 0.556	10:37:12.034
3 -	<b>57.260</b>		<b>10:32:06.035</b>	9 -	3:08.018	+ 2:10.758	10:40:20.052
4 -	1:06.450	+ 9.190	10:33:12.485	10 -	57.475	+ 0.215	10:41:17.527
5 -	1:06.468	+ 9.208	10:34:18.953	11 -	57.359	+ 0.099	10:42:14.886
6 -	57.367	+ 0.107	10:35:16.320	12 -	57.343	+ 0.083	10:43:12.229
<b>77</b>	<b>Christopher FLYNN</b>		<b>B Ford Escort XR3i</b>				
1 -	1:03.955	+ 5.446	10:30:45.116	10 -	1:14.198	+ 15.689	10:39:55.879
2 -	1:00.792	+ 2.283	10:31:45.908	11 -	1:03.526	+ 5.017	10:40:59.405
3 -	1:00.421	+ 1.912	10:32:46.329	12 -	58.900	+ 0.391	10:41:58.305
4 -	59.319	+ 0.810	10:33:45.648	13 -	58.578	+ 0.069	10:42:56.883
5 -	59.602	+ 1.093	10:34:45.250	14 -	1:03.898	+ 5.389	10:44:00.781
6 -	59.426	+ 0.917	10:35:44.676	15 -	2:28.216	+ 1:29.707	10:46:28.997
7 -	59.095	+ 0.586	10:36:43.771	16 -	58.876	+ 0.367	10:47:27.873
8 -	58.964	+ 0.455	10:37:42.735	17 -	<b>58.509</b>		<b>10:48:26.382</b>
9 -	58.946	+ 0.437	10:38:41.681				
<b>86</b>	<b>Adam SULLIVAN</b>		<b>B Ford Escort XR3i</b>				
1 -	1:08.402	+ 8.054	10:30:52.127	4 -	1:02.350	+ 2.002	10:35:32.864
2 -	2:37.306	+ 1:36.958	10:33:29.433	5 -	1:01.887	+ 1.539	10:36:34.751
3 -	1:01.081	+ 0.733	10:34:30.514	6 -	<b>1:00.348</b>		<b>10:37:35.099</b>

# BRS-Recovery Ford XR Challenge

## QUALIFYING - RACE 3 - CLASSIFICATION

POS	NO	CL	NAME	ENTRY	TIME	ON	LAPS	GAP	DIFF	MPH
1	68	A	Simon ROBINSON	Ford Fiesta XR2	56.439	16	20			86.11
2	2	A	Michael BLACKBURN	Ford Fiesta XR2	56.552	13	17	0.113	0.113	85.93
3	11	A	Paul BISHOP	Ford Fiesta XR2	56.865	5	13	0.426	0.313	85.46
4	6	A	Christopher PURCELL	Ford Fiesta XR2	56.990	5	19	0.551	0.125	85.27
5	70	A	Justin ROBERTS	Ford Fiesta XR2	57.189	15	19	0.750	0.199	84.98
6	34	A	Chris BALL	Ford Fiesta XR2	57.378	3	6	0.939	0.189	84.70
7	77	B	Christopher FLYNN	Ford Escort XR3i	57.867	8	19	1.428	0.489	83.98
8	25	A	Steve ROWLES	Ford Fiesta XR2	57.868	9	19	1.429	0.001	83.98
9	17	A	Craig READYHOUGH	Ford Fiesta XR2	57.952	8	18	1.513	0.084	83.86
10	26	B	David BENNETT	Ford Escort XR3i	58.054	9	18	1.615	0.102	83.71
11	55	B	Marcus RILEY	Ford Escort XR3i	58.257	3	14	1.818	0.203	83.42
12	9	A	George DWANE	Ford Fiesta XR2	58.316	19	19	1.877	0.059	83.33
13	33	B	Lee SHROPSHIRE	Ford Escort XR3i	58.333	10	14	1.894	0.017	83.31
14	86	B	Adam SULLIVAN	Ford Escort XR3i	58.974	11	17	2.535	0.641	82.40
15	22	B	Daniel LEIGH	Ford Escort XR3i	59.015	3	4	2.576	0.041	82.35
16	52	A	Mark EDWARDS	Ford Fiesta XR2	59.540	4	4	3.101	0.525	81.62
17	23	A	Greg SPEIGHT	Ford Fiesta XR2	59.627	14	19	3.188	0.087	81.50

Weather / Track : Bright / Dry

These results are provisional until the conclusion of any judicial and technical matters.

Mallory Park  
 Circuit Length = 1.3500 miles  
 Start: 11:54 End: 12:16

Clerk of Course :

Timekeeper :

## BRS-Recovery Ford XR Challenge

### QUALIFYING - RACE 3 - LAP ANALYSIS

<b>2</b>	<b>Michael BLACKBURN</b>		<b>A Ford Fiesta XR2</b>				
1 -	58.297	+ 1.745	11:56:14.515	10 -	1:23.389	+ 26.837	12:05:37.408
2 -	57.414	+ 0.862	11:57:11.929	11 -	1:14.775	+ 18.223	12:06:52.183
3 -	57.088	+ 0.536	11:58:09.017	12 -	57.057	+ 0.505	12:07:49.240
4 -	56.935	+ 0.383	11:59:05.952	13 -	<b>56.552</b>		<b>12:08:45.792</b>
5 -	56.873	+ 0.321	12:00:02.825	14 -	58.486	+ 1.934	12:09:44.278
6 -	57.088	+ 0.536	12:00:59.913	15 -	1:14.372	+ 17.820	12:10:58.650
7 -	56.864	+ 0.312	12:01:56.777	16 -	56.898	+ 0.346	12:11:55.548
8 -	57.388	+ 0.836	12:02:54.165	17 -	56.827	+ 0.275	12:12:52.375
9 -	1:19.854	+ 23.302	12:04:14.019				
<b>6</b>	<b>Christopher PURCELL</b>		<b>A Ford Fiesta XR2</b>				
1 -	1:06.404	+ 9.414	11:56:34.395	11 -	57.471	+ 0.481	12:06:17.015
2 -	1:05.464	+ 8.474	11:57:39.859	12 -	1:23.430	+ 26.440	12:07:40.445
3 -	58.094	+ 1.104	11:58:37.953	13 -	1:01.872	+ 4.882	12:08:42.317
4 -	57.014	+ 0.024	11:59:34.967	14 -	57.269	+ 0.279	12:09:39.586
5 -	<b>56.990</b>		<b>12:00:31.957</b>	15 -	57.539	+ 0.549	12:10:37.125
6 -	57.649	+ 0.659	12:01:29.606	16 -	1:03.167	+ 6.177	12:11:40.292
7 -	57.139	+ 0.149	12:02:26.745	17 -	1:07.990	+ 11.000	12:12:48.282
8 -	58.142	+ 1.152	12:03:24.887	18 -	57.478	+ 0.488	12:13:45.760
9 -	57.459	+ 0.469	12:04:22.346	19 -	58.586	+ 1.596	12:14:44.346
10 -	57.198	+ 0.208	12:05:19.544				
<b>9</b>	<b>George DWANE</b>		<b>A Ford Fiesta XR2</b>				
1 -	1:01.525	+ 3.209	11:56:34.604	11 -	59.584	+ 1.268	12:06:37.381
2 -	1:02.180	+ 3.864	11:57:36.784	12 -	59.234	+ 0.918	12:07:36.615
3 -	1:00.972	+ 2.656	11:58:37.756	13 -	1:00.541	+ 2.225	12:08:37.156
4 -	1:01.272	+ 2.956	11:59:39.028	14 -	59.105	+ 0.789	12:09:36.261
5 -	59.502	+ 1.186	12:00:38.530	15 -	59.476	+ 1.160	12:10:35.737
6 -	1:01.398	+ 3.082	12:01:39.928	16 -	58.487	+ 0.171	12:11:34.224
7 -	58.814	+ 0.498	12:02:38.742	17 -	59.217	+ 0.901	12:12:33.441
8 -	59.717	+ 1.401	12:03:38.459	18 -	59.651	+ 1.335	12:13:33.092
9 -	59.729	+ 1.413	12:04:38.188	19 -	<b>58.316</b>		<b>12:14:31.408</b>
10 -	59.609	+ 1.293	12:05:37.797				
<b>11</b>	<b>Paul BISHOP</b>		<b>A Ford Fiesta XR2</b>				
1 -	58.185	+ 1.320	11:56:21.799	8 -	1:05.865	+ 9.000	12:03:13.047
2 -	57.527	+ 0.662	11:57:19.326	9 -	57.214	+ 0.349	12:04:10.261
3 -	57.285	+ 0.420	11:58:16.611	10 -	57.334	+ 0.469	12:05:07.595
4 -	57.112	+ 0.247	11:59:13.723	11 -	57.775	+ 0.910	12:06:05.370
5 -	<b>56.865</b>		<b>12:00:10.588</b>	12 -	57.811	+ 0.946	12:07:03.181
6 -	59.167	+ 2.302	12:01:09.755	13 -	1:10.757	+ 13.892	12:08:13.938
7 -	57.427	+ 0.562	12:02:07.182				
<b>17</b>	<b>Craig READYHOUGH</b>		<b>A Ford Fiesta XR2</b>				
1 -	1:01.742	+ 3.790	11:56:46.520	10 -	58.267	+ 0.315	12:05:31.622
2 -	58.684	+ 0.732	11:57:45.204	11 -	58.386	+ 0.434	12:06:30.008
3 -	57.972	+ 0.020	11:58:43.176	12 -	58.364	+ 0.412	12:07:28.372
4 -	58.758	+ 0.806	11:59:41.934	13 -	1:00.043	+ 2.091	12:08:28.415
5 -	58.582	+ 0.630	12:00:40.516	14 -	2:15.081	+ 1:17.129	12:10:43.496
6 -	58.319	+ 0.367	12:01:38.835	15 -	58.085	+ 0.133	12:11:41.581
7 -	58.443	+ 0.491	12:02:37.278	16 -	58.345	+ 0.393	12:12:39.926
8 -	<b>57.952</b>		<b>12:03:35.230</b>	17 -	58.695	+ 0.743	12:13:38.621
9 -	58.125	+ 0.173	12:04:33.355	18 -	58.781	+ 0.829	12:14:37.402
<b>22</b>	<b>Daniel LEIGH</b>		<b>B Ford Escort XR3i</b>				
1 -	1:01.346	+ 2.331	11:56:31.841	3 -	<b>59.015</b>		<b>11:58:30.078</b>
2 -	59.222	+ 0.207	11:57:31.063	4 -	1:11.780	+ 12.765	11:59:41.858
<b>23</b>	<b>Greg SPEIGHT</b>		<b>A Ford Fiesta XR2</b>				
1 -	1:01.807	+ 2.180	11:56:40.488	11 -	1:06.034	+ 6.407	12:06:47.485
2 -	1:00.488	+ 0.861	11:57:40.976	12 -	1:00.253	+ 0.626	12:07:47.738
3 -	1:00.145	+ 0.518	11:58:41.121	13 -	1:00.025	+ 0.398	12:08:47.763

Mallory Park  
 Circuit Length = 1.3500 miles  
 Start: 11:54 End: 12:16

Weather / Track : Bright / Dry

# BRS-Recovery Ford XR Challenge

## QUALIFYING - RACE 3 - LAP ANALYSIS

4 -	1:00.620	+ 0.993	11:59:41.741	14 -	<b>59.627</b>		<b>12:09:47.390</b>
5 -	1:00.415	+ 0.788	12:00:42.156	15 -	59.653	+ 0.026	12:10:47.043
6 -	59.716	+ 0.089	12:01:41.872	16 -	1:00.158	+ 0.531	12:11:47.201
7 -	59.922	+ 0.295	12:02:41.794	17 -	1:07.847	+ 8.220	12:12:55.048
8 -	59.807	+ 0.180	12:03:41.601	18 -	1:02.014	+ 2.387	12:13:57.062
9 -	59.945	+ 0.318	12:04:41.546	19 -	1:08.565	+ 8.938	12:15:05.627
10 -	59.905	+ 0.278	12:05:41.451				
<b>25</b>	<b>Steve ROWLES</b>		<b>A Ford Fiesta XR2</b>				
1 -	1:02.339	+ 4.471	11:56:44.393	11 -	58.056	+ 0.188	12:06:27.266
2 -	58.661	+ 0.793	11:57:43.054	12 -	58.138	+ 0.270	12:07:25.404
3 -	58.121	+ 0.253	11:58:41.175	13 -	58.559	+ 0.691	12:08:23.963
4 -	58.423	+ 0.555	11:59:39.598	14 -	1:08.674	+ 10.806	12:09:32.637
5 -	59.110	+ 1.242	12:00:38.708	15 -	58.420	+ 0.552	12:10:31.057
6 -	58.015	+ 0.147	12:01:36.723	16 -	1:08.006	+ 10.138	12:11:39.063
7 -	58.501	+ 0.633	12:02:35.224	17 -	58.138	+ 0.270	12:12:37.201
8 -	58.003	+ 0.135	12:03:33.227	18 -	1:06.767	+ 8.899	12:13:43.968
9 -	<b>57.868</b>		<b>12:04:31.095</b>	19 -	1:06.059	+ 8.191	12:14:50.027
10 -	58.115	+ 0.247	12:05:29.210				
<b>26</b>	<b>David BENNETT</b>		<b>B Ford Escort XR3i</b>				
1 -	59.744	+ 1.690	11:56:31.172	10 -	1:08.012	+ 9.958	12:05:31.998
2 -	59.109	+ 1.055	11:57:30.281	11 -	1:17.738	+ 19.684	12:06:49.736
3 -	58.529	+ 0.475	11:58:28.810	12 -	1:53.413	+ 55.359	12:08:43.149
4 -	58.160	+ 0.106	11:59:26.970	13 -	58.402	+ 0.348	12:09:41.551
5 -	58.092	+ 0.038	12:00:25.062	14 -	1:00.486	+ 2.432	12:10:42.037
6 -	58.374	+ 0.320	12:01:23.436	15 -	58.616	+ 0.562	12:11:40.653
7 -	1:01.935	+ 3.881	12:02:25.371	16 -	1:01.929	+ 3.875	12:12:42.582
8 -	1:00.561	+ 2.507	12:03:25.932	17 -	59.764	+ 1.710	12:13:42.346
9 -	<b>58.054</b>		<b>12:04:23.986</b>	18 -	59.685	+ 1.631	12:14:42.031
<b>33</b>	<b>Lee SHROPSHIRE</b>		<b>B Ford Escort XR3i</b>				
1 -	59.432	+ 1.099	11:56:28.652	8 -	1:17.437	+ 19.104	12:03:47.725
2 -	59.148	+ 0.815	11:57:27.800	9 -	59.146	+ 0.813	12:04:46.871
3 -	58.636	+ 0.303	11:58:26.436	10 -	<b>58.333</b>		<b>12:05:45.204</b>
4 -	58.668	+ 0.335	11:59:25.104	11 -	58.805	+ 0.472	12:06:44.009
5 -	58.573	+ 0.240	12:00:23.677	12 -	1:04.153	+ 5.820	12:07:48.162
6 -	58.854	+ 0.521	12:01:22.531	13 -	2:16.015	+ 1:17.682	12:10:04.177
7 -	1:07.757	+ 9.424	12:02:30.288	14 -	59.037	+ 0.704	12:11:03.214
<b>34</b>	<b>Chris BALL</b>		<b>A Ford Fiesta XR2</b>				
1 -	57.896	+ 0.518	11:56:15.153	4 -	57.519	+ 0.141	11:59:07.686
2 -	57.636	+ 0.258	11:57:12.789	5 -	58.054	+ 0.676	12:00:05.740
3 -	<b>57.378</b>		<b>11:58:10.167</b>	6 -	58.565	+ 1.187	12:01:04.305
<b>52</b>	<b>Mark EDWARDS</b>		<b>A Ford Fiesta XR2</b>				
1 -	1:01.314	+ 1.774	11:56:48.152	3 -	59.798	+ 0.258	11:58:47.634
2 -	59.684	+ 0.144	11:57:47.836	4 -	<b>59.540</b>		<b>11:59:47.174</b>
<b>55</b>	<b>Marcus RILEY</b>		<b>B Ford Escort XR3i</b>				
1 -	59.576	+ 1.319	11:56:16.248	8 -	58.567	+ 0.310	12:03:05.218
2 -	58.470	+ 0.213	11:57:14.718	9 -	59.335	+ 1.078	12:04:04.553
3 -	<b>58.257</b>		<b>11:58:12.975</b>	10 -	59.068	+ 0.811	12:05:03.621
4 -	58.280	+ 0.023	11:59:11.255	11 -	1:04.826	+ 6.569	12:06:08.447
5 -	58.631	+ 0.374	12:00:09.886	12 -	1:01.801	+ 3.544	12:07:10.248
6 -	58.483	+ 0.226	12:01:08.369	13 -	59.187	+ 0.930	12:08:09.435
7 -	58.282	+ 0.025	12:02:06.651	14 -	1:31.289	+ 33.032	12:09:40.724
<b>68</b>	<b>Simon ROBINSON</b>		<b>A Ford Fiesta XR2</b>				
1 -	1:02.613	+ 6.174	11:56:43.504	11 -	1:05.700	+ 9.261	12:06:26.713
2 -	57.821	+ 1.382	11:57:41.325	12 -	57.246	+ 0.807	12:07:23.959
3 -	57.040	+ 0.601	11:58:38.365	13 -	57.212	+ 0.773	12:08:21.171
4 -	56.741	+ 0.302	11:59:35.106	14 -	56.727	+ 0.288	12:09:17.898
5 -	57.109	+ 0.670	12:00:32.215	15 -	56.753	+ 0.314	12:10:14.651

Weather / Track : Bright / Dry

Mallory Park  
Circuit Length = 1.3500 miles  
Start: 11:54 End: 12:16


# BRS-Recovery Ford XR Challenge

## QUALIFYING - RACE 3 - LAP ANALYSIS

6 -	56.501	+ 0.062	12:01:28.716	16 -	<b>56.439</b>		<b>12:11:11.090</b>	
7 -	56.765	+ 0.326	12:02:25.481	17 -	56.638	+ 0.199	12:12:07.728	
8 -	56.607	+ 0.168	12:03:22.088	18 -	56.698	+ 0.259	12:13:04.426	
9 -	56.626	+ 0.187	12:04:18.714	19 -	56.606	+ 0.167	12:14:01.032	
10 -	1:02.299	+ 5.860	12:05:21.013	20 -	56.576	+ 0.137	12:14:57.608	
<b>70</b>	<b>Justin ROBERTS</b>		<b>A Ford Fiesta XR2</b>					
1 -	58.182	+ 0.993	11:56:23.252	11 -	57.527	+ 0.338	12:06:00.103	
2 -	57.837	+ 0.648	11:57:21.089	12 -	1:04.502	+ 7.313	12:07:04.605	
3 -	57.543	+ 0.354	11:58:18.632	13 -	1:40.025	+ 42.836	12:08:44.630	
4 -	57.577	+ 0.388	11:59:16.209	14 -	57.446	+ 0.257	12:09:42.076	
5 -	57.482	+ 0.293	12:00:13.691	15 -	<b>57.189</b>		<b>12:10:39.265</b>	
6 -	58.168	+ 0.979	12:01:11.859	16 -	57.463	+ 0.274	12:11:36.728	
7 -	57.651	+ 0.462	12:02:09.510	17 -	57.512	+ 0.323	12:12:34.240	
8 -	57.873	+ 0.684	12:03:07.383	18 -	57.979	+ 0.790	12:13:32.219	
9 -	57.507	+ 0.318	12:04:04.890	19 -	57.730	+ 0.541	12:14:29.949	
10 -	57.686	+ 0.497	12:05:02.576					
<b>77</b>	<b>Christopher FLYNN</b>		<b>B Ford Escort XR3i</b>					
1 -	1:02.635	+ 4.768	11:56:45.537	11 -	1:04.809	+ 6.942	12:06:35.957	
2 -	58.638	+ 0.771	11:57:44.175	12 -	1:04.265	+ 6.398	12:07:40.222	
3 -	57.892	+ 0.025	11:58:42.067	13 -	58.305	+ 0.438	12:08:38.527	
4 -	58.429	+ 0.562	11:59:40.496	14 -	58.604	+ 0.737	12:09:37.131	
5 -	59.099	+ 1.232	12:00:39.595	15 -	1:05.294	+ 7.427	12:10:42.425	
6 -	58.315	+ 0.448	12:01:37.910	16 -	58.554	+ 0.687	12:11:40.979	
7 -	58.671	+ 0.804	12:02:36.581	17 -	58.364	+ 0.497	12:12:39.343	
8 -	<b>57.867</b>		<b>12:03:34.448</b>	18 -	1:00.139	+ 2.272	12:13:39.482	
9 -	58.246	+ 0.379	12:04:32.694	19 -	58.548	+ 0.681	12:14:38.030	
10 -	58.454	+ 0.587	12:05:31.148					
<b>86</b>	<b>Adam SULLIVAN</b>		<b>B Ford Escort XR3i</b>					
1 -	1:01.637	+ 2.663	11:57:05.355	10 -	58.980	+ 0.006	12:07:37.372	
2 -	1:00.276	+ 1.302	11:58:05.631	11 -	<b>58.974</b>		<b>12:08:36.346</b>	
3 -	1:01.325	+ 2.351	11:59:06.956	12 -	59.215	+ 0.241	12:09:35.561	
4 -	1:01.094	+ 2.120	12:00:08.050	13 -	59.638	+ 0.664	12:10:35.199	
5 -	2:31.721	+ 1:32.747	12:02:39.771	14 -	1:00.492	+ 1.518	12:11:35.691	
6 -	59.729	+ 0.755	12:03:39.500	15 -	59.990	+ 1.016	12:12:35.681	
7 -	59.699	+ 0.725	12:04:39.199	16 -	59.969	+ 0.995	12:13:35.650	
8 -	59.678	+ 0.704	12:05:38.877	17 -	59.084	+ 0.110	12:14:34.734	
9 -	59.515	+ 0.541	12:06:38.392					

# BRS-Recovery Ford XR Challenge

## RACE 3 - GRID

ROW 9	59.627 23   Greg SPEIGHT	63   Terry KELLAHER
ROW 8	59.015 22   Daniel LEIGH	59.540 52   Mark EDWARDS
ROW 7	58.333 33   Lee SHROPSHIRE	58.974 86   Adam SULLIVAN
ROW 6	58.257 55   Marcus RILEY	58.316 9   George DWANE
ROW 5	57.952 17   Craig READYHOUGH	58.054 26   David BENNETT
ROW 4	57.867 77   Christopher FLYNN	57.868 25   Steve ROWLES
ROW 3	57.189 70   Justin ROBERTS	57.378 34   Chris BALL
ROW 2	56.865 11   Paul BISHOP	56.990 6   Christopher PURCELL
ROW 1	56.439 68   Simon ROBINSON	56.552 2   Michael BLACKBURN
<b>Pole</b>		
		

Mallory Park  
Circuit Length = 1.3500 miles

**These results are provisional until the conclusion of any judicial and technical matters.**

Clerk of Course :		Timekeeper :

# BRS-Recovery Ford XR Challenge

## RACE 3 - CLASSIFICATION

POS	NO	CL	NAME	ENTRY	LAPS	TIME	GAP	DIFF	MPH	BEST	ON
1	68	A	Simon ROBINSON	Ford Fiesta XR2	27	25:48.880			84.71	56.663	13
2	2	A	Michael BLACKBURN	Ford Fiesta XR2	27	25:49.609	0.729	0.729	84.67	56.584	12
3	34	A	Chris BALL	Ford Fiesta XR2	27	26:13.327	24.447	23.718	83.40	57.543	8
4	25	A	Steve ROWLES	Ford Fiesta XR2	27	26:13.781	24.901	0.454	83.37	57.514	3
5	6	A	Christopher PURCELL	Ford Fiesta XR2	27	26:14.842	25.962	1.061	83.32	57.240	5
6	70	A	Justin ROBERTS	Ford Fiesta XR2	27	26:15.043	26.163	0.201	83.31	57.444	3
7	11	A	Paul BISHOP	Ford Fiesta XR2	27	26:23.005	34.125	7.962	82.89	57.379	20
8	17	A	Craig READYHOUGH	Ford Fiesta XR2	27	26:23.362	34.482	0.357	82.87	57.901	3
9	9	A	George DWANE	Ford Fiesta XR2	27	26:31.526	42.646	8.164	82.44	57.502	4
10	55	B	Marcus RILEY	Ford Escort XR3i	27	26:32.861	43.981	1.335	82.37	58.140	12
11	23	A	Greg SPEIGHT	Ford Fiesta XR2	26	25:50.730	1 lap	1 lap	81.48	58.462	3
12	77	B	Christopher FLYNN	Ford Escort XR3i	26	25:51.572	1 lap	0.842	81.43	58.819	9
13	52	A	Mark EDWARDS	Ford Fiesta XR2	26	25:51.916	1 lap	0.344	81.42	58.586	14
14	86	B	Adam SULLIVAN	Ford Escort XR3i	26	25:54.439	1 lap	2.523	81.28	58.789	18
15	33	B	Lee SHROPSHIRE	Ford Escort XR3i	26	25:55.177	1 lap	0.738	81.25	58.785	19
16	63	B	Terry KELLAHER	Ford Escort XR3i	26	26:34.252	1 lap	39.075	79.25	59.339	26
NOT CLASSIFIED											
DNF	26	B	David BENNETT	Ford Escort XR3i	24	23:52.143	3 laps	2 laps	81.44	58.633	10
FASTEST LAP											
	2	A	Michael BLACKBURN	Ford Fiesta XR2	12	56.584		85.88 mph		138.22 kph	
	55	B	Marcus RILEY	Ford Escort XR3i	12	58.140		83.59 mph		134.52 kph	

Weather / Track : Bright / Dry

These results are provisional until the conclusion of any judicial and technical matters.

Mallory Park  
Circuit Length = 1.3500 miles  
Start: 14:58 End: 15:25

Clerk of Course :

Timekeeper :

# BRS-Recovery Ford XR Challenge

## RACE 3 - LAP CHART

Lap 1			Lap 2			Lap 3			Lap 4			Lap 5		
No	Behind	Laptime	No	Behind	Laptime	No	Behind	Laptime	No	Behind	Laptime	No	Behind	Laptime
68		1:04.658	68		58.058	68		56.939	68		57.148	68		57.453
2	0.039	1:04.697	2	0.184	58.203	2	0.504	57.259	2	0.436	57.080	2	0.269	57.286
70	0.887	1:05.545	34	0.717	57.721	34	1.435	57.657	34	1.929	57.642	34	2.044	57.568
34	1.054	1:05.712	70	1.367	58.538	70	1.872	57.444	70	2.269	57.545	70	2.308	57.492
25	1.289	1:05.947	25	1.910	58.679	25	2.485	57.514	25	2.997	57.660	25	3.404	57.860
11	2.291	1:06.949	11	2.266	58.033	11	3.282	57.955	11	3.798	57.664	11	4.039	57.694
55	2.423	1:07.081	55	2.998	58.633	55	4.329	58.270	6	4.849	57.380	6	4.636	57.240
6	2.848	1:07.506	6	3.218	58.428	6	4.617	58.338	55	5.845	58.664	55	6.636	58.244
17	3.633	1:08.291	17	4.470	58.895	17	5.432	57.901	17	6.337	58.053	17	7.619	58.735
9	4.175	1:08.833	9	4.770	58.653	9	6.212	58.381	9	6.566	57.502	9	7.698	58.585
77	4.684	1:09.342	77	5.717	59.091	77	7.618	58.840	23	9.393	58.881	23	11.118	59.178
33	5.073	1:09.731	23	6.137	58.939	23	7.660	58.462	77	9.831	59.361	77	11.525	59.147
23	5.256	1:09.914	33	6.412	59.397	33	8.899	59.426	33	10.734	58.983	33	12.430	59.149
26	5.655	1:10.313	26	6.781	59.184	26	9.150	59.308	26	11.141	59.139	26	12.518	58.830
52	5.911	1:10.569	52	6.999	59.146	52	9.421	59.361	52	11.741	59.468	52	13.160	58.872
63	7.730	1:12.388	86	9.596	59.917	86	12.808	1:00.151	86	15.469	59.809	86	17.441	59.425
86	7.737	1:12.395	63	11.315	1:01.643	63	15.794	1:01.418	63	20.089	1:01.443	63	23.953	1:01.317

# BRS-Recovery Ford XR Challenge

## RACE 3 - LAP CHART

Lap 6			Lap 7			Lap 8			Lap 9			Lap 10		
No	Behind	Laptime	No	Behind	Laptime	No	Behind	Laptime	No	Behind	Laptime	No	Behind	Laptime
68		57.157	68		56.942	68		56.814	68		57.286	68		57.202
2	0.444	57.332	2	0.451	56.949	2	0.418	56.781	2	0.959	57.827	2	0.898	57.141
34	2.665	57.778	70	3.634	57.682	34	4.398	57.543	34	5.281	58.169	34	6.216	58.137
70	2.894	57.743	34	3.669	57.946	70	4.796	57.976	70	5.841	58.331	70	6.537	57.898
25	4.424	58.177	25	5.128	57.646	25	5.969	57.655	25	6.262	57.579	25	6.700	57.640
6	5.292	57.813	6	5.807	57.457	6	6.441	57.448	6	6.912	57.757	6	6.989	57.279
11	5.937	59.055	11	6.662	57.667	11	7.351	57.503	11	7.461	57.396	11	7.779	57.520
55	8.647	59.168	55	10.769	59.064	55	12.352	58.397	55	13.863	58.797	17	14.804	58.114
17	8.936	58.474	17	11.201	59.207	17	12.701	58.314	17	13.892	58.477	55	15.518	58.857
9	9.354	58.813	9	11.485	59.073	9	12.891	58.220	9	14.211	58.606	9	15.598	58.589
23	13.361	59.400	23	15.812	59.393	23	17.900	58.902	77	19.991	58.819	23	21.785	58.876
77	13.816	59.448	77	16.178	59.304	77	18.458	59.094	23	20.111	59.497	77	22.029	59.240
33	14.451	59.178	33	16.552	59.043	33	19.081	59.343	26	20.929	58.867	26	22.360	58.633
26	14.654	59.293	26	16.730	59.018	26	19.348	59.432	33	20.967	59.172	33	23.179	59.414
52	14.884	58.881	52	17.167	59.225	52	19.559	59.206	52	21.184	58.911	52	23.606	59.624
86	19.852	59.568	86	22.390	59.480	86	24.687	59.111	86	26.795	59.394	86	28.791	59.198
63	28.209	1:01.413	63	31.960	1:00.693	63	35.850	1:00.704	63	39.073	1:00.509	63	42.625	1:00.754

# BRS-Recovery Ford XR Challenge

## RACE 3 - LAP CHART

Lap 11			Lap 12			Lap 13			Lap 14			Lap 15		
No	Behind	Laptime	No	Behind	Laptime	No	Behind	Laptime	No	Behind	Laptime	No	Behind	Laptime
68		56.947	68		56.721	68		56.663	68		56.920	68		57.032
2	0.739	56.788	2	0.602	56.584	2	0.729	56.790	2	0.695	56.886	2	1.068	57.405
34	7.274	58.005	34	8.331	57.778	34	9.710	58.042	34	10.933	58.143	63	1 LAP	1:02.614
70	7.353	57.763	70	8.373	57.741	70	9.916	58.206	70	11.206	58.210	34	12.162	58.261
25	7.723	57.970	25	8.590	57.588	25	9.977	58.050	25	11.366	58.309	70	12.433	58.259
6	8.201	58.159	6	9.042	57.562	6	10.129	57.750	6	11.694	58.485	25	12.793	58.459
11	8.760	57.928	11	9.648	57.609	11	10.788	57.803	11	12.271	58.403	6	12.833	58.171
17	15.988	58.131	17	17.209	57.942	17	18.516	57.970	17	19.579	57.983	11	13.227	57.988
55	17.676	59.105	55	19.095	58.140	55	20.597	58.165	55	21.919	58.242	17	20.598	58.051
9	17.900	59.249	9	19.337	58.158	9	21.101	58.427	9	22.326	58.145	55	23.589	58.702
23	23.948	59.110	23	26.981	59.754	77	29.242	58.922	77	31.376	59.054	9	24.043	58.749
77	24.231	59.149	77	26.983	59.473	23	29.416	59.098	23	31.622	59.126	23	33.662	59.072
26	24.424	59.011	26	27.169	59.466	26	29.991	59.485	26	31.932	58.861	26	34.087	59.187
33	25.167	58.935	52	27.920	59.363	52	30.545	59.288	52	32.211	58.586	77	34.535	1:00.191
52	25.278	58.619	33	28.013	59.567	33	31.202	59.852	33	33.144	58.862	52	34.733	59.554
86	31.706	59.862	86	33.936	58.951	86	36.721	59.448	86	38.993	59.192	33	35.406	59.294
63	46.113	1:00.435	63	49.995	1:00.603	63	53.487	1:00.155				86	41.062	59.101

# BRS-Recovery Ford XR Challenge

## RACE 3 - LAP CHART

Lap 16			Lap 17			Lap 18			Lap 19			Lap 20		
No	Behind	Laptime	No	Behind	Laptime	No	Behind	Laptime	No	Behind	Laptime	No	Behind	Laptime
68		57.208	68		56.870	68		56.872	68		56.986	68		56.899
2	0.964	57.104	2	0.930	56.836	2	0.761	56.703	2	0.827	57.052	2	0.865	56.937
63	1 LAP	1:00.769	63	1 LAP	1:00.142	63	1 LAP	1:00.148	34	15.667	57.661	34	16.951	58.183
34	13.060	58.106	34	13.922	57.732	34	14.992	57.942	25	15.907	57.718	25	16.982	57.974
70	13.496	58.271	25	14.365	57.601	25	15.175	57.682	70	16.519	57.716	70	17.353	57.733
25	13.634	58.049	70	14.936	58.310	70	15.789	57.725	11	17.399	57.725	11	17.879	57.379
6	14.295	58.670	6	15.276	57.851	6	16.639	58.235	6	17.946	58.293	6	19.320	58.273
11	14.461	58.442	11	15.682	58.091	11	16.660	57.850	63	1 LAP	1:03.435	63	1 LAP	1:00.236
17	21.888	58.498	17	23.076	58.058	17	24.525	58.321	17	25.640	58.101	17	26.966	58.225
55	25.692	59.311	9	27.198	58.047	9	28.824	58.498	9	30.096	58.258	9	31.668	58.471
9	26.021	59.186	55	27.882	59.060	55	29.671	58.661	55	31.209	58.524	55	32.954	58.644
23	35.610	59.156	23	37.894	59.154	23	40.223	59.201	23	42.329	59.092	23	44.579	59.149
26	35.822	58.943	52	38.199	58.712	52	40.517	59.190	52	42.487	58.956	52	44.783	59.195
52	36.357	58.832	26	38.470	59.518	26	40.915	59.317	26	42.933	59.004	26	45.420	59.386
77	36.670	59.343	77	39.267	59.467	77	41.512	59.117	77	43.589	59.063	77	46.089	59.399
33	37.415	59.217	33	39.404	58.859	33	42.054	59.522	33	43.853	58.785	33	46.296	59.342
86	42.817	58.963	86	45.027	59.080	86	46.944	58.789	86	48.826	58.868	86	50.732	58.805

# BRS-Recovery Ford XR Challenge

## RACE 3 - LAP CHART

Lap 21			Lap 22			Lap 23			Lap 24			Lap 25		
No	Behind	Laptime	No	Behind	Laptime	No	Behind	Laptime	No	Behind	Laptime	No	Behind	Laptime
68		57.127	68		57.152	68		56.776	68		56.691	68		57.028
2	0.577	56.839	2	0.455	57.030	2	0.432	56.753	2	0.471	56.730	33	1 LAP	59.411
34	17.887	58.063	34	18.847	58.112	34	20.070	57.999	34	21.326	57.947	2	0.561	57.118
25	18.075	58.220	70	19.150	57.901	70	20.345	57.971	70	21.772	58.118	86	1 LAP	59.905
70	18.401	58.175	25	19.169	58.246	25	20.481	58.088	25	21.893	58.103	25	23.052	58.187
11	18.659	57.907	11	19.799	58.292	11	21.286	58.263	11	22.640	58.045	34	23.142	58.844
6	20.013	57.820	6	20.554	57.693	6	21.709	57.931	6	23.207	58.189	70	23.209	58.465
63	1 LAP	59.881	63	1 LAP	1:00.253	17	30.473	58.426	17	32.108	58.326	11	24.015	58.403
17	27.807	57.968	17	28.823	58.168	63	1 LAP	1:01.517	63	1 LAP	1:00.036	6	24.292	58.113
9	33.342	58.801	9	34.647	58.457	9	36.410	58.539	9	38.376	58.657	17	33.269	58.189
55	34.322	58.495	55	35.759	58.589	55	37.618	58.635	55	39.598	58.671	63	1 LAP	1:00.449
23	46.680	59.228	23	49.488	59.960	23	52.142	59.430	23	55.106	59.655	9	39.570	58.222
52	46.703	59.047	26	49.902	1:00.055	26	52.490	59.364	77	55.333	59.180	55	41.296	58.726
26	46.999	58.706	77	50.321	59.000	77	52.844	59.299	26	55.622	59.823			
77	48.473	59.511	52	50.454	1:00.903	52	53.626	59.948	52	55.786	58.851			
33	48.624	59.455	33	51.416	59.944	33	54.580	59.940						
86	52.434	58.829	86	54.552	59.270	86	56.672	58.896						

# BRS-Recovery Ford XR Challenge

## RACE 3 - LAP CHART

Lap 26			Lap 27		
No	Behind	Laptime	No	Behind	Laptime
68		57.658	68		57.673
77	1 LAP	59.398	2	0.729	57.631
23	1 LAP	59.978	23	1 LAP	59.125
2	0.771	57.868	77	1 LAP	1:00.320
52	1 LAP	1:00.012	52	1 LAP	59.597
33	1 LAP	1:01.557	86	1 LAP	59.024
86	1 LAP	59.008	33	1 LAP	59.799
34	23.809	58.325	34	24.447	58.311
25	24.348	58.954	25	24.901	58.226
70	24.536	58.985	6	25.962	58.870
6	24.765	58.131	70	26.163	59.300
11	27.552	1:01.195	11	34.125	1:04.246
17	33.895	58.284	17	34.482	58.260
9	41.391	59.479	9	42.646	58.928
55	42.852	59.214	55	43.981	58.802
63	1 LAP	1:01.958	63	1 LAP	59.339

**Ma5da Racing.com MX5 Trophy**  
**QUALIFYING - RACE 4 - CLASSIFICATION**

POS	NO	CL	NAME	ENTRY	TIME	ON	LAPS	GAP	DIFF	MPH
1	28		Scot KIRLEW	Mazda MX5	56.906	14	15			85.40
2	69		Matt ROBINSON	Mazda MX5	57.271	15	20	0.365	0.365	84.85
3	1		Jonathan GREENSMITH	Mazda MX5	57.277	7	7	0.371	0.006	84.85
4	99		Jonathan BLAKE	Mazda MX5	57.459	10	19	0.553	0.182	84.58
5	3		Carl POWELL	Mazda MX5	57.579	7	19	0.673	0.120	84.40
6	96		Mark PIERPOINT	Mazda MX5	57.584	15	20	0.678	0.005	84.39
7	6		Alyn ROBSON	Mazda MX5	57.594	10	19	0.688	0.010	84.38
8	7		Kevin MIDDLETON	Mazda MX5	57.615	4	20	0.709	0.021	84.35
9	50		Andy COOMBS	Mazda MX5	57.713	14	16	0.807	0.098	84.20
10	88		Simon MCALPINE	Mazda MX5	57.849	13	20	0.943	0.136	84.01
11	30		Wayne le MONTAIS	Mazda MX5	57.994	17	18	1.088	0.145	83.80
12	0		Alex HODGKINSON	Mazda MX5	58.342	4	20	1.436	0.348	83.30
13	67		Rob CARRIGAN	Mazda MX5	58.617	16	19	1.711	0.275	82.91
14	12		Serge SMITH	Mazda MX5	58.641	18	20	1.735	0.024	82.87
15	81		Richard BRELAND	Mazda MX5	58.722	3	19	1.816	0.081	82.76
16	11		Ryan CEFFERTY	Mazda MX5	59.221	13	19	2.315	0.499	82.06
17	23		Martin TOLLEY	Mazda MX5	59.257	8	19	2.351	0.036	82.01
18	13		Scott LEACH	Mazda MX5	59.563	18	19	2.657	0.306	81.59
19	22		Darren STANDING	Mazda MX5	59.570	17	19	2.664	0.007	81.58
20	27		Andy CAKEBREAD	Mazda MX5	59.953	6	19	3.047	0.383	81.06

Car 27 to fit working transponder for race

Weather / Track : Bright / Dry

These results are provisional until the conclusion of any judicial and technical matters.

Mallory Park  
 Circuit Length = 1.3500 miles  
 Start: 12:20 End: 12:41

Clerk of Course :

Timekeeper :

# Ma5da Racing.com MX5 Trophy

## QUALIFYING - RACE 4 - LAP ANALYSIS

0		Alex HODGKINSON		Mazda MX5			
1 -	59.008	+ 0.666	12:22:03.643	11 -	1:01.714	+ 3.372	12:31:54.079
2 -	58.496	+ 0.154	12:23:02.139	12 -	58.748	+ 0.406	12:32:52.827
3 -	59.044	+ 0.702	12:24:01.183	13 -	58.681	+ 0.339	12:33:51.508
4 -	<b>58.342</b>		<b>12:24:59.525</b>	14 -	58.674	+ 0.332	12:34:50.182
5 -	58.702	+ 0.360	12:25:58.227	15 -	58.553	+ 0.211	12:35:48.735
6 -	58.628	+ 0.286	12:26:56.855	16 -	58.913	+ 0.571	12:36:47.648
7 -	58.822	+ 0.480	12:27:55.677	17 -	59.167	+ 0.825	12:37:46.815
8 -	58.881	+ 0.539	12:28:54.558	18 -	58.720	+ 0.378	12:38:45.535
9 -	59.270	+ 0.928	12:29:53.828	19 -	58.421	+ 0.079	12:39:43.956
10 -	58.537	+ 0.195	12:30:52.365	20 -	58.593	+ 0.251	12:40:42.549
1		Jonathan GREENSMITH		Mazda MX5			
1 -	57.852	+ 0.575	12:22:00.459	5 -	57.934	+ 0.657	12:25:51.071
2 -	57.427	+ 0.150	12:22:57.886	6 -	57.554	+ 0.277	12:26:48.625
3 -	57.463	+ 0.186	12:23:55.349	7 -	<b>57.277</b>		<b>12:27:45.902</b>
4 -	57.788	+ 0.511	12:24:53.137				
3		Carl POWELL		Mazda MX5			
1 -	58.199	+ 0.620	12:21:59.426	11 -	58.789	+ 1.210	12:31:39.595
2 -	57.764	+ 0.185	12:22:57.190	12 -	1:28.572	+ 30.993	12:33:08.167
3 -	58.535	+ 0.956	12:23:55.725	13 -	1:01.488	+ 3.909	12:34:09.655
4 -	57.824	+ 0.245	12:24:53.549	14 -	59.017	+ 1.438	12:35:08.672
5 -	57.981	+ 0.402	12:25:51.530	15 -	1:29.344	+ 31.765	12:36:38.016
6 -	57.599	+ 0.020	12:26:49.129	16 -	58.485	+ 0.906	12:37:36.501
7 -	<b>57.579</b>		<b>12:27:46.708</b>	17 -	57.968	+ 0.389	12:38:34.469
8 -	58.048	+ 0.469	12:28:44.756	18 -	57.950	+ 0.371	12:39:32.419
9 -	58.205	+ 0.626	12:29:42.961	19 -	57.688	+ 0.109	12:40:30.107
10 -	57.845	+ 0.266	12:30:40.806				
6		Alyn ROBSON		Mazda MX5			
1 -	1:03.391	+ 5.797	12:22:34.075	11 -	58.354	+ 0.760	12:32:18.338
2 -	1:00.292	+ 2.698	12:23:34.367	12 -	58.334	+ 0.740	12:33:16.672
3 -	57.918	+ 0.324	12:24:32.285	13 -	58.831	+ 1.237	12:34:15.503
4 -	58.373	+ 0.779	12:25:30.658	14 -	58.084	+ 0.490	12:35:13.587
5 -	58.372	+ 0.778	12:26:29.030	15 -	59.164	+ 1.570	12:36:12.751
6 -	58.884	+ 1.290	12:27:27.914	16 -	57.601	+ 0.007	12:37:10.352
7 -	58.234	+ 0.640	12:28:26.148	17 -	57.729	+ 0.135	12:38:08.081
8 -	57.938	+ 0.344	12:29:24.086	18 -	58.025	+ 0.431	12:39:06.106
9 -	58.304	+ 0.710	12:30:22.390	19 -	57.784	+ 0.190	12:40:03.890
10 -	<b>57.594</b>		<b>12:31:19.984</b>				
7		Kevin MIDDLETON		Mazda MX5			
1 -	59.298	+ 1.683	12:22:04.460	11 -	58.261	+ 0.646	12:31:47.561
2 -	58.144	+ 0.529	12:23:02.604	12 -	58.039	+ 0.424	12:32:45.600
3 -	58.419	+ 0.804	12:24:01.023	13 -	58.032	+ 0.417	12:33:43.632
4 -	<b>57.615</b>		<b>12:24:58.638</b>	14 -	57.948	+ 0.333	12:34:41.580
5 -	58.922	+ 1.307	12:25:57.560	15 -	58.622	+ 1.007	12:35:40.202
6 -	58.277	+ 0.662	12:26:55.837	16 -	58.723	+ 1.108	12:36:38.925
7 -	58.352	+ 0.737	12:27:54.189	17 -	58.585	+ 0.970	12:37:37.510
8 -	58.352	+ 0.737	12:28:52.541	18 -	58.859	+ 1.244	12:38:36.369
9 -	58.415	+ 0.800	12:29:50.956	19 -	58.897	+ 1.282	12:39:35.266
10 -	58.344	+ 0.729	12:30:49.300	20 -	57.916	+ 0.301	12:40:33.182
11		Ryan CEFFERTY		Mazda MX5			
1 -	1:05.252	+ 6.031	12:22:26.542	11 -	59.494	+ 0.273	12:32:39.489
2 -	1:02.237	+ 3.016	12:23:28.779	12 -	59.603	+ 0.382	12:33:39.092
3 -	1:01.651	+ 2.430	12:24:30.430	13 -	<b>59.221</b>		<b>12:34:38.313</b>
4 -	1:05.277	+ 6.056	12:25:35.707	14 -	1:06.156	+ 6.935	12:35:44.469
5 -	1:01.982	+ 2.761	12:26:37.689	15 -	59.560	+ 0.339	12:36:44.029
6 -	1:00.560	+ 1.339	12:27:38.249	16 -	59.752	+ 0.531	12:37:43.781
7 -	1:00.465	+ 1.244	12:28:38.714	17 -	1:01.272	+ 2.051	12:38:45.053
8 -	1:00.013	+ 0.792	12:29:38.727	18 -	59.872	+ 0.651	12:39:44.925
9 -	1:00.506	+ 1.285	12:30:39.233	19 -	59.602	+ 0.381	12:40:44.527

Car 27 to fit working transponder for race

Weather / Track : Bright / Dry

# Ma5da Racing.com MX5 Trophy

## QUALIFYING - RACE 4 - LAP ANALYSIS

10 -	1:00.762	+ 1.541	12:31:39.995				
<b>12</b>	<b>Serge SMITH</b>		<b>Mazda MX5</b>				
1 -	1:00.180	+ 1.539	12:22:05.210	11 -	58.802	+ 0.161	12:31:57.642
2 -	59.503	+ 0.862	12:23:04.713	12 -	58.887	+ 0.246	12:32:56.529
3 -	59.095	+ 0.454	12:24:03.808	13 -	59.044	+ 0.403	12:33:55.573
4 -	1:00.047	+ 1.406	12:25:03.855	14 -	59.051	+ 0.410	12:34:54.624
5 -	59.537	+ 0.896	12:26:03.392	15 -	59.146	+ 0.505	12:35:53.770
6 -	59.320	+ 0.679	12:27:02.712	16 -	1:05.090	+ 6.449	12:36:58.860
7 -	59.113	+ 0.472	12:28:01.825	17 -	58.926	+ 0.285	12:37:57.786
8 -	59.206	+ 0.565	12:29:01.031	18 -	<b>58.641</b>		<b>12:38:56.427</b>
9 -	58.967	+ 0.326	12:29:59.998	19 -	59.133	+ 0.492	12:39:55.560
10 -	58.842	+ 0.201	12:30:58.840	20 -	58.728	+ 0.087	12:40:54.288
<b>13</b>	<b>Scott LEACH</b>		<b>Mazda MX5</b>				
1 -	1:02.781	+ 3.218	12:22:24.292	11 -	1:01.016	+ 1.453	12:32:35.380
2 -	1:03.440	+ 3.877	12:23:27.732	12 -	1:01.172	+ 1.609	12:33:36.552
3 -	1:01.787	+ 2.224	12:24:29.519	13 -	1:00.487	+ 0.924	12:34:37.039
4 -	1:01.096	+ 1.533	12:25:30.615	14 -	1:00.746	+ 1.183	12:35:37.785
5 -	1:01.270	+ 1.707	12:26:31.885	15 -	1:01.333	+ 1.770	12:36:39.118
6 -	1:00.321	+ 0.758	12:27:32.206	16 -	1:00.221	+ 0.658	12:37:39.339
7 -	1:00.641	+ 1.078	12:28:32.847	17 -	1:00.230	+ 0.667	12:38:39.569
8 -	1:00.468	+ 0.905	12:29:33.315	18 -	<b>59.563</b>		<b>12:39:39.132</b>
9 -	1:00.201	+ 0.638	12:30:33.516	19 -	59.851	+ 0.288	12:40:38.983
10 -	1:00.848	+ 1.285	12:31:34.364				
<b>22</b>	<b>Darren STANDING</b>		<b>Mazda MX5</b>				
1 -	1:06.077	+ 6.507	12:22:23.959	11 -	1:01.069	+ 1.499	12:32:35.786
2 -	1:03.532	+ 3.962	12:23:27.491	12 -	1:01.424	+ 1.854	12:33:37.210
3 -	1:01.387	+ 1.817	12:24:28.878	13 -	1:00.274	+ 0.704	12:34:37.484
4 -	1:01.289	+ 1.719	12:25:30.167	14 -	59.772	+ 0.202	12:35:37.256
5 -	1:01.324	+ 1.754	12:26:31.491	15 -	1:00.432	+ 0.862	12:36:37.688
6 -	1:01.199	+ 1.629	12:27:32.690	16 -	1:00.419	+ 0.849	12:37:38.107
7 -	1:00.975	+ 1.405	12:28:33.665	17 -	<b>59.570</b>		<b>12:38:37.677</b>
8 -	1:00.380	+ 0.810	12:29:34.045	18 -	1:00.126	+ 0.556	12:39:37.803
9 -	1:00.462	+ 0.892	12:30:34.507	19 -	59.626	+ 0.056	12:40:37.429
10 -	1:00.210	+ 0.640	12:31:34.717				
<b>23</b>	<b>Martin TOLLEY</b>		<b>Mazda MX5</b>				
1 -	1:00.527	+ 1.270	12:22:13.113	11 -	1:00.045	+ 0.788	12:32:11.676
2 -	1:01.632	+ 2.375	12:23:14.745	12 -	1:07.866	+ 8.609	12:33:19.542
3 -	1:00.205	+ 0.948	12:24:14.950	13 -	1:00.949	+ 1.692	12:34:20.491
4 -	59.416	+ 0.159	12:25:14.366	14 -	59.494	+ 0.237	12:35:19.985
5 -	59.744	+ 0.487	12:26:14.110	15 -	59.459	+ 0.202	12:36:19.444
6 -	59.434	+ 0.177	12:27:13.544	16 -	59.394	+ 0.137	12:37:18.838
7 -	59.360	+ 0.103	12:28:12.904	17 -	59.577	+ 0.320	12:38:18.415
8 -	<b>59.257</b>		<b>12:29:12.161</b>	18 -	1:00.007	+ 0.750	12:39:18.422
9 -	1:00.052	+ 0.795	12:30:12.213	19 -	1:04.523	+ 5.266	12:40:22.945
10 -	59.418	+ 0.161	12:31:11.631				
<b>27</b>	<b>Andy CAKEBREAD</b>		<b>Mazda MX5</b>				
1 -	1:01.825	+ 1.872	12:22:25.629	11 -	1:00.668	+ 0.715	12:32:33.367
2 -	1:01.126	+ 1.173	12:23:26.755	12 -	1:00.306	+ 0.353	12:33:33.673
3 -	1:00.768	+ 0.815	12:24:27.523	13 -	1:00.484	+ 0.531	12:34:34.157
4 -	1:00.992	+ 1.039	12:25:28.515	14 -	1:00.158	+ 0.205	12:35:34.315
5 -	1:02.062	+ 2.109	12:26:30.577	15 -	1:00.075	+ 0.122	12:36:34.390
6 -	<b>59.953</b>		<b>12:27:30.530</b>	16 -	1:00.518	+ 0.565	12:37:34.908
7 -	1:00.474	+ 0.521	12:28:31.004	17 -	1:00.599	+ 0.646	12:38:35.507
8 -	1:01.114	+ 1.161	12:29:32.118	18 -	1:02.020	+ 2.067	12:39:37.527
9 -	1:00.541	+ 0.588	12:30:32.659	19 -	1:00.824	+ 0.871	12:40:38.351
10 -	1:00.040	+ 0.087	12:31:32.699				
<b>28</b>	<b>Scot KIRLEW</b>		<b>Mazda MX5</b>				
1 -	57.951	+ 1.045	12:21:58.546	9 -	57.234	+ 0.328	12:29:40.005
2 -	57.495	+ 0.589	12:22:56.041	10 -	57.993	+ 1.087	12:30:37.998

Car 27 to fit working transponder for race

Weather / Track : Bright / Dry

# Ma5da Racing.com MX5 Trophy

## QUALIFYING - RACE 4 - LAP ANALYSIS

3 -	57.681	+ 0.775	12:23:53.722	11 -	2:09.691	+ 1:12.785	12:32:47.689
4 -	59.623	+ 2.717	12:24:53.345	12 -	57.206	+ 0.300	12:33:44.895
5 -	57.430	+ 0.524	12:25:50.775	13 -	57.202	+ 0.296	12:34:42.097
6 -	57.457	+ 0.551	12:26:48.232	14 -	<b>56.906</b>		<b>12:35:39.003</b>
7 -	57.159	+ 0.253	12:27:45.391	15 -	58.190	+ 1.284	12:36:37.193
8 -	57.380	+ 0.474	12:28:42.771				
<b>30</b>	<b>Wayne le MONTAIS</b>			<b>Maxda MX5</b>			
1 -	1:00.761	+ 2.767	12:22:20.917	10 -	59.013	+ 1.019	12:31:11.837
2 -	59.906	+ 1.912	12:23:20.823	11 -	58.526	+ 0.532	12:32:10.363
3 -	59.248	+ 1.254	12:24:20.071	12 -	58.994	+ 1.000	12:33:09.357
4 -	58.755	+ 0.761	12:25:18.826	13 -	58.276	+ 0.282	12:34:07.633
5 -	58.824	+ 0.830	12:26:17.650	14 -	58.343	+ 0.349	12:35:05.976
6 -	58.636	+ 0.642	12:27:16.286	15 -	58.666	+ 0.672	12:36:04.642
7 -	58.742	+ 0.748	12:28:15.028	16 -	58.363	+ 0.369	12:37:03.005
8 -	58.808	+ 0.814	12:29:13.836	17 -	<b>57.994</b>		<b>12:38:00.999</b>
9 -	58.988	+ 0.994	12:30:12.824	18 -	59.074	+ 1.080	12:39:00.073
<b>50</b>	<b>Andy COOMBS</b>			<b>Mazda MX5</b>			
1 -	58.551	+ 0.838	12:22:15.687	9 -	1:04.599	+ 6.886	12:30:13.742
2 -	59.216	+ 1.503	12:23:14.903	10 -	58.316	+ 0.603	12:31:12.058
3 -	58.620	+ 0.907	12:24:13.523	11 -	58.755	+ 1.042	12:32:10.813
4 -	58.384	+ 0.671	12:25:11.907	12 -	57.923	+ 0.210	12:33:08.736
5 -	59.759	+ 2.046	12:26:11.666	13 -	57.840	+ 0.127	12:34:06.576
6 -	59.521	+ 1.808	12:27:11.187	14 -	<b>57.713</b>		<b>12:35:04.289</b>
7 -	58.961	+ 1.248	12:28:10.148	15 -	1:01.124	+ 3.411	12:36:05.413
8 -	58.995	+ 1.282	12:29:09.143	16 -	1:05.214	+ 7.501	12:37:10.627
<b>67</b>	<b>Rob CARRIGAN</b>			<b>Mazda MX5</b>			
1 -	59.579	+ 0.962	12:22:14.846	11 -	59.245	+ 0.628	12:32:07.587
2 -	59.657	+ 1.040	12:23:14.503	12 -	58.850	+ 0.233	12:33:06.437
3 -	59.012	+ 0.395	12:24:13.515	13 -	58.824	+ 0.207	12:34:05.261
4 -	59.011	+ 0.394	12:25:12.526	14 -	58.809	+ 0.192	12:35:04.070
5 -	59.149	+ 0.532	12:26:11.675	15 -	59.414	+ 0.797	12:36:03.484
6 -	59.051	+ 0.434	12:27:10.726	16 -	<b>58.617</b>		<b>12:37:02.101</b>
7 -	59.255	+ 0.638	12:28:09.981	17 -	58.834	+ 0.217	12:38:00.935
8 -	1:00.362	+ 1.745	12:29:10.343	18 -	1:00.067	+ 1.450	12:39:01.002
9 -	58.724	+ 0.107	12:30:09.067	19 -	59.226	+ 0.609	12:40:00.228
10 -	59.275	+ 0.658	12:31:08.342				
<b>69</b>	<b>Matt ROBINSON</b>			<b>Mazda MX5</b>			
1 -	58.076	+ 0.805	12:22:08.858	11 -	58.038	+ 0.767	12:31:47.212
2 -	57.852	+ 0.581	12:23:06.710	12 -	58.057	+ 0.786	12:32:45.269
3 -	57.862	+ 0.591	12:24:04.572	13 -	57.671	+ 0.400	12:33:42.940
4 -	57.854	+ 0.583	12:25:02.426	14 -	57.613	+ 0.342	12:34:40.553
5 -	57.512	+ 0.241	12:25:59.938	15 -	<b>57.271</b>		<b>12:35:37.824</b>
6 -	57.743	+ 0.472	12:26:57.681	16 -	57.772	+ 0.501	12:36:35.596
7 -	58.082	+ 0.811	12:27:55.763	17 -	57.675	+ 0.404	12:37:33.271
8 -	57.820	+ 0.549	12:28:53.583	18 -	57.782	+ 0.511	12:38:31.053
9 -	57.835	+ 0.564	12:29:51.418	19 -	57.716	+ 0.445	12:39:28.769
10 -	57.756	+ 0.485	12:30:49.174	20 -	57.582	+ 0.311	12:40:26.351
<b>81</b>	<b>Richard BRELAND</b>			<b>Mazda MX5</b>			
1 -	1:00.127	+ 1.405	12:22:02.235	11 -	59.992	+ 1.270	12:32:29.751
2 -	58.859	+ 0.137	12:23:01.094	12 -	59.467	+ 0.745	12:33:29.218
3 -	<b>58.722</b>		<b>12:23:59.816</b>	13 -	59.444	+ 0.722	12:34:28.662
4 -	1:00.471	+ 1.749	12:25:00.287	14 -	59.263	+ 0.541	12:35:27.925
5 -	58.816	+ 0.094	12:25:59.103	15 -	59.283	+ 0.561	12:36:27.208
6 -	59.285	+ 0.563	12:26:58.388	16 -	59.526	+ 0.804	12:37:26.734
7 -	59.549	+ 0.827	12:27:57.937	17 -	59.564	+ 0.842	12:38:26.298
8 -	1:32.734	+ 34.012	12:29:30.671	18 -	59.612	+ 0.890	12:39:25.910
9 -	59.767	+ 1.045	12:30:30.438	19 -	1:00.040	+ 1.318	12:40:25.950
10 -	59.321	+ 0.599	12:31:29.759				

Car 27 to fit working transponder for race

Weather / Track : Bright / Dry

**Ma5da Racing.com MX5 Trophy**  
**QUALIFYING - RACE 4 - LAP ANALYSIS**


<b>88 Simon MCALPINE</b>		<b>Mazda MX5</b>					
1 -	58.586	+ 0.737	12:22:01.875	11 -	59.266	+ 1.417	12:31:50.651
2 -	58.635	+ 0.786	12:23:00.510	12 -	58.417	+ 0.568	12:32:49.068
3 -	58.685	+ 0.836	12:23:59.195	13 -	<b>57.849</b>		<b>12:33:46.917</b>
4 -	58.819	+ 0.970	12:24:58.014	14 -	57.983	+ 0.134	12:34:44.900
5 -	1:00.660	+ 2.811	12:25:58.674	15 -	58.253	+ 0.404	12:35:43.153
6 -	58.499	+ 0.650	12:26:57.173	16 -	58.199	+ 0.350	12:36:41.352
7 -	59.112	+ 1.263	12:27:56.285	17 -	58.215	+ 0.366	12:37:39.567
8 -	58.508	+ 0.659	12:28:54.793	18 -	57.939	+ 0.090	12:38:37.506
9 -	58.424	+ 0.575	12:29:53.217	19 -	58.172	+ 0.323	12:39:35.678
10 -	58.168	+ 0.319	12:30:51.385	20 -	57.851	+ 0.002	12:40:33.529
<b>96 Mark PIERPOINT</b>		<b>Mazda MX5</b>					
1 -	57.959	+ 0.375	12:22:09.257	11 -	58.055	+ 0.471	12:31:50.539
2 -	57.883	+ 0.299	12:23:07.140	12 -	57.904	+ 0.320	12:32:48.443
3 -	58.077	+ 0.493	12:24:05.217	13 -	57.928	+ 0.344	12:33:46.371
4 -	58.366	+ 0.782	12:25:03.583	14 -	57.684	+ 0.100	12:34:44.055
5 -	58.596	+ 1.012	12:26:02.179	15 -	<b>57.584</b>		<b>12:35:41.639</b>
6 -	57.933	+ 0.349	12:27:00.112	16 -	57.738	+ 0.154	12:36:39.377
7 -	57.731	+ 0.147	12:27:57.843	17 -	58.360	+ 0.776	12:37:37.737
8 -	58.157	+ 0.573	12:28:56.000	18 -	58.531	+ 0.947	12:38:36.268
9 -	58.476	+ 0.892	12:29:54.476	19 -	58.190	+ 0.606	12:39:34.458
10 -	58.008	+ 0.424	12:30:52.484	20 -	57.959	+ 0.375	12:40:32.417
<b>99 Jonathan BLAKE</b>		<b>Mazda MX5</b>					
1 -	1:06.707	+ 9.248	12:22:34.747	11 -	58.356	+ 0.897	12:32:18.113
2 -	1:00.067	+ 2.608	12:23:34.814	12 -	58.301	+ 0.842	12:33:16.414
3 -	58.130	+ 0.671	12:24:32.944	13 -	59.362	+ 1.903	12:34:15.776
4 -	58.435	+ 0.976	12:25:31.379	14 -	58.179	+ 0.720	12:35:13.955
5 -	59.199	+ 1.740	12:26:30.578	15 -	58.129	+ 0.670	12:36:12.084
6 -	57.899	+ 0.440	12:27:28.477	16 -	58.047	+ 0.588	12:37:10.131
7 -	58.055	+ 0.596	12:28:26.532	17 -	58.398	+ 0.939	12:38:08.529
8 -	57.888	+ 0.429	12:29:24.420	18 -	57.946	+ 0.487	12:39:06.475
9 -	57.878	+ 0.419	12:30:22.298	19 -	58.257	+ 0.798	12:40:04.732
10 -	<b>57.459</b>		<b>12:31:19.757</b>				

Car 27 to fit working transponder for race

Weather / Track : Bright / Dry

# Ma5da Racing.com MX5 Trophy

## RACE 4 - GRID

ROW 10	59.570 22 Darren STANDING	59.953 27 Andy CAKEBREAD Fit working transponder for race
ROW 9	59.257 23 Martin TOLLEY	59.563 13 Scott LEACH
ROW 8	58.722 81 Richard BRELAND	59.221 11 Ryan CEFFERTY
ROW 7	58.617 67 Rob CARRIGAN	58.641 12 Serge SMITH
ROW 6	57.994 30 Wayne le MONTAIS	58.342 0 Alex HODGKINSON
ROW 5	57.713 50 Andy COOMBS	57.849 88 Simon MCALPINE
ROW 4	57.594 6 Alyn ROBSON	57.615 7 Kevin MIDDLETON
ROW 3	57.579 3 Carl POWELL	57.584 96 Mark PIERPOINT
ROW 2	57.277 1 Jonathan GREENSMITH	57.459 99 Jonathan BLAKE
ROW 1	56.906 28 Scot KIRLEW	57.271 69 Matt ROBINSON
<b>Pole</b>		
		

Mallory Park  
Circuit Length = 1.3500 miles

**These results are provisional until the conclusion of any judicial and technical matters.**

Clerk of Course :

Timekeeper :

# Ma5da Racing.com MX5 Trophy

## RACE 4 - CLASSIFICATION

POS	NO	CL	NAME	ENTRY	LAPS	TIME	GAP	DIFF	MPH	BEST	ON
1	1		Jonathan GREENSMITH	Mazda MX5	21	20:09.499			84.38	57.004	19
2	28		Scot KIRLEW	Mazda MX5	21	20:10.950	1.451	1.451	84.28	56.868	9
3	69		Matt ROBINSON	Mazda MX5	21	20:24.777	15.278	13.827	83.32	57.586	4
4	99		Jonathan BLAKE	Mazda MX5	21	20:26.572	17.073	1.795	83.20	57.512	4
5	3		Carl POWELL	Mazda MX5	21	20:26.623	17.124	0.051	83.20	57.636	3
6	7		Kevin MIDDLETON	Mazda MX5	21	20:27.350	17.851	0.727	83.15	57.727	4
7	88		Simon MCALPINE	Mazda MX5	21	20:30.230	20.731	2.880	82.95	57.806	4
8	6		Alyn ROBSON	Mazda MX5	21	20:37.900	28.401	7.670	82.44	57.422	13
9	30		Wayne le MONTAIS	Mazda MX5	21	20:39.316	29.817	1.416	82.35	58.017	17
10	0		Alex HODGKINSON	Mazda MX5	21	20:43.606	34.107	4.290	82.06	58.092	4
11	67		Rob CARRIGAN	Mazda MX5	21	20:44.182	34.683	0.576	82.02	58.081	14
12	81		Richard BRELAND	Mazda MX5	21	20:47.165	37.666	2.983	81.83	57.822	2
13	11		Ryan CEFFERTY	Mazda MX5	21	21:04.375	54.876	17.210	80.71	59.054	3
14	22		Darren STANDING	Mazda MX5	21	21:05.661	56.162	1.286	80.63	59.086	4
15	13		Scott LEACH	Mazda MX5	20	20:14.454	1 lap	1 lap	80.03	59.344	3
16	24		Derek BROOK	Mazda MX5	20	20:40.832	1 lap	26.378	78.33	59.120	10

### NOT CLASSIFIED

DNF	50		Andy COOMBS	Mazda MX5	20	19:39.628	1 lap		82.39	57.913	7
DNF	27		Andy CAKEBREAD	Mazda MX5	15	15:08.153	6 laps	5 laps	80.27	58.722	2
DNF	23		Martin TOLLEY	Mazda MX5	8	8:00.960	13 laps	7 laps	80.83	58.221	7
DNF	96		Mark PIERPOINT	Mazda MX5	5	5:18.639	16 laps	3 laps	76.26	58.281	4
DNF	12		Serge SMITH	Mazda MX5	5	7:33.041	16 laps	2:14.402	53.63	58.244	4

### FASTEST LAP

28	Scot KIRLEW	Mazda MX5	9	56.868	85.46 mph	137.53 kph
----	-------------	-----------	---	--------	-----------	------------

Cars 27 and 67 please check transponders before the next race

Weather / Track : Cloudy / Dry

These results are provisional until the conclusion of any judicial and technical matters.

Mallory Park  
Circuit Length = 1.3500 miles  
Start: 15:41 End: 16:02

Clerk of Course :		Timekeeper :	
-------------------	--	--------------	--

# Ma5da Racing.com MX5 Trophy

## RACE 4 - LAP CHART

Lap 1			Lap 2			Lap 3			Lap 4			Lap 5		
No	Behind	Laptime	No	Behind	Laptime	No	Behind	Laptime	No	Behind	Laptime	No	Behind	Laptime
1		1:04.784	1		57.760	1		57.347	1		57.285	1		57.457
28	0.504	1:05.288	28	0.264	57.520	28	0.415	57.498	28	0.263	57.133	28	0.702	57.896
6	0.649	1:05.433	69	1.442	58.395	69	1.685	57.590	69	1.986	57.586	3	3.271	58.370
69	0.807	1:05.591	3	1.603	58.439	3	1.892	57.636	3	2.358	57.751	69	3.513	58.984
3	0.924	1:05.708	99	2.225	58.678	99	2.659	57.781	99	2.886	57.512	99	3.963	58.534
99	1.307	1:06.091	88	2.467	58.633	88	3.034	57.914	88	3.555	57.806	6	4.300	57.944
88	1.594	1:06.378	6	2.547	59.658	6	3.554	58.354	6	3.813	57.544	88	4.635	58.537
96	2.145	1:06.929	7	2.587	58.049	7	3.987	58.747	7	4.429	57.727	7	5.205	58.233
30	2.266	1:07.050	96	3.150	58.765	96	4.296	58.493	96	5.292	58.281	81	7.408	58.662
7	2.298	1:07.082	50	3.274	58.186	50	4.581	58.654	50	5.948	58.652	50	8.083	59.592
50	2.848	1:07.632	30	3.688	59.182	30	4.837	58.496	30	6.050	58.498	0	8.279	58.706
12	3.727	1:08.511	81	4.172	57.822	81	5.213	58.388	81	6.203	58.275	30	8.840	1:00.247
81	4.110	1:08.894	12	4.428	58.461	12	5.402	58.321	12	6.361	58.244	23	9.633	58.667
0	4.532	1:09.316	0	5.246	58.474	0	6.223	58.324	0	7.030	58.092	67	10.501	58.394
23	4.834	1:09.618	23	5.985	58.911	23	6.911	58.273	23	8.423	58.797	27	14.129	59.899
67	5.076	1:09.860	27	6.697	58.722	67	8.419	58.764	67	9.564	58.430	13	15.519	1:00.875
27	5.735	1:10.519	67	7.002	59.686	27	9.370	1:00.020	27	11.687	59.602	11	16.041	1:00.784
13	5.736	1:10.520	13	7.622	59.646	13	9.619	59.344	13	12.101	59.767	22	17.193	1:01.094
11	6.092	1:10.876	11	8.240	59.908	11	9.947	59.054	11	12.714	1:00.052	24	19.341	1:01.411
22	7.050	1:11.834	22	9.423	1:00.133	22	11.755	59.679	22	13.556	59.086	96	24.006	1:16.171
24	7.532	1:12.316	24	10.487	1:00.715	24	12.819	59.679	24	15.387	59.853			

Cars 27 and 67 please check transponders before the next race

Weather / Track : Cloudy / Dry

www.tsl-timing.com

Page 1 of 5

Mallory Park  
Circuit Length = 1.3500 miles  
Start: 15:41 End: 16:02

Printed - 16.04 Sunday, 26 April 2009

# Ma5da Racing.com MX5 Trophy

## RACE 4 - LAP CHART

Lap 6			Lap 7			Lap 8			Lap 9			Lap 10		
No	Behind	Laptime	No	Behind	Laptime	No	Behind	Laptime	No	Behind	Laptime	No	Behind	Laptime
1		57.324	1		57.196	1		57.130	1		57.237	1		57.126
28	0.818	57.440	28	0.866	57.244	28	0.805	57.069	28	0.436	56.868	28	0.748	57.438
3	4.019	58.072	3	4.882	58.059	69	5.490	57.590	69	6.148	57.895	69	6.900	57.878
69	4.436	58.247	69	5.030	57.790	3	5.820	58.068	3	6.363	57.780	3	7.225	57.988
99	4.740	58.101	99	5.620	58.076	99	6.085	57.595	99	6.856	58.008	99	7.383	57.653
6	5.257	58.281	6	6.498	58.437	7	7.546	57.860	7	8.325	58.016	7	9.103	57.904
88	5.703	58.392	7	6.816	57.907	88	7.998	58.114	88	8.918	58.157	88	9.937	58.145
7	6.105	58.224	88	7.014	58.507	50	13.124	59.445	50	14.106	58.219	50	15.020	58.040
81	8.831	58.747	81	10.522	58.887	30	13.689	59.482	30	14.488	58.036	30	15.639	58.277
50	10.092	59.333	50	10.809	57.913	0	14.530	58.943	0	15.874	58.581	0	17.370	58.622
30	10.210	58.694	30	11.337	58.323	23	14.677	59.746	81	16.618	58.679	81	18.111	58.619
0	10.670	59.715	23	12.061	58.221	81	15.176	1:01.784	67	17.254	59.228	67	18.653	58.525
23	11.036	58.727	0	12.717	59.243	67	15.263	59.140	6	19.814	58.009	6	20.200	57.512
67	11.502	58.325	67	13.253	58.947	6	19.042	1:09.674	27	23.531	59.500	27	26.227	59.822
27	16.426	59.621	27	18.567	59.337	27	21.268	59.831	11	25.910	59.668	11	28.629	59.845
13	18.310	1:00.115	11	21.107	59.647	11	23.479	59.502	13	27.009	59.857	13	29.906	1:00.023
11	18.656	59.939	13	21.860	1:00.746	13	24.389	59.659	22	28.376	1:00.373	22	30.759	59.509
22	19.862	59.993	22	22.515	59.849	22	25.240	59.855	24	29.502	59.884	24	31.496	59.120
24	22.108	1:00.091	24	24.547	59.635	24	26.855	59.438						
			12	2 LAPS	3:29.504									

Cars 27 and 67 please check transponders before the next race

Weather / Track : Cloudy / Dry

www.tsl-timing.com

Page 2 of 5

Mallory Park  
Circuit Length = 1.3500 miles  
Start: 15:41 End: 16:02

Printed - 16.04 Sunday, 26 April 2009

# Ma5da Racing.com MX5 Trophy

## RACE 4 - LAP CHART

Lap 11			Lap 12			Lap 13			Lap 14			Lap 15		
No	Behind	Laptime	No	Behind	Laptime	No	Behind	Laptime	No	Behind	Laptime	No	Behind	Laptime
1		57.070	1		57.059	1		57.298	1		57.261	1		57.238
28	0.828	57.150	28	0.716	56.947	28	0.543	57.125	28	0.543	57.261	28	0.798	57.493
69	7.941	58.111	69	8.770	57.888	69	9.390	57.918	69	9.879	57.750	69	10.479	57.838
3	8.349	58.194	3	9.274	57.984	3	9.853	57.877	3	10.703	58.111	3	11.513	58.048
99	8.560	58.247	99	9.386	57.885	99	10.476	58.388	99	11.098	57.883	99	11.907	58.047
7	9.903	57.870	7	10.664	57.820	7	11.356	57.990	7	11.861	57.766	7	12.415	57.792
88	10.858	57.991	88	11.680	57.881	88	12.570	58.188	88	13.462	58.153	88	14.375	58.151
50	16.345	58.395	50	17.788	58.502	50	18.782	58.292	50	19.960	58.439	50	20.771	58.049
30	16.719	58.150	30	18.168	58.508	30	19.202	58.332	30	20.318	58.377	30	21.432	58.352
0	18.804	58.504	0	20.075	58.330	0	21.200	58.423	6	22.666	58.325	6	23.245	57.817
81	19.644	58.603	6	21.478	57.932	6	21.602	57.422	0	23.198	59.259	0	24.373	58.413
67	20.135	58.552	67	21.860	58.784	67	23.673	59.111	67	24.493	58.081	67	25.646	58.391
6	20.605	57.475	81	22.038	59.453	81	23.746	59.006	81	24.812	58.327	81	26.287	58.713
27	28.530	59.373	27	31.263	59.792	27	33.421	59.456	27	35.799	59.639	11	39.517	59.572
11	30.717	59.158	11	33.183	59.525	11	35.291	59.406	11	37.183	59.153	27	41.581	1:03.020
13	33.381	1:00.545	22	35.858	59.279	22	37.776	59.216	22	39.873	59.358	22	41.915	59.280
22	33.638	59.949	13	36.636	1:00.314	13	39.390	1:00.052	13	42.044	59.915	13	45.130	1:00.324
24	34.056	59.630	24	37.812	1:00.815	24	43.437	1:02.923	24	46.107	59.931	24	48.775	59.906

Cars 27 and 67 please check transponders before the next race

Weather / Track : Cloudy / Dry

www.tsl-timing.com

Page 3 of 5

Mallory Park  
Circuit Length = 1.3500 miles  
Start: 15:41 End: 16:02

Printed - 16.04 Sunday, 26 April 2009

# Ma5da Racing.com MX5 Trophy

## RACE 4 - LAP CHART

Lap 16			Lap 17			Lap 18			Lap 19			Lap 20		
No	Behind	Laptime	No	Behind	Laptime	No	Behind	Laptime	No	Behind	Laptime	No	Behind	Laptime
1		57.085	1		57.508	1		57.032	1		57.004	1		57.284
28	1.078	57.365	28	0.670	57.100	28	0.844	57.206	28	0.765	56.925	28	1.037	57.556
69	11.388	57.994	24	1 LAP	1:11.340	69	12.438	57.960	69	13.565	58.131	13	1 LAP	1:01.471
3	12.256	57.828	69	11.510	57.630	3	13.629	57.919	3	14.698	58.073	69	14.172	57.891
99	12.703	57.881	3	12.742	57.994	99	14.527	58.383	99	15.456	57.933	3	15.737	58.323
7	13.104	57.774	99	13.176	57.981	7	14.856	58.143	7	16.111	58.259	99	16.200	58.028
88	15.355	58.065	7	13.745	58.149	88	16.955	58.116	88	18.209	58.258	7	16.766	57.939
50	21.993	58.307	88	15.871	58.024	24	1 LAP	1:11.140	50	25.313	58.750	88	19.360	58.435
30	22.546	58.199	50	22.435	57.950	50	23.567	58.164	30	25.621	58.478	6	27.076	58.353
6	23.687	57.527	30	23.055	58.017	30	24.147	58.124	24	1 LAP	1:03.290	50	27.143	59.114
0	25.720	58.432	6	23.905	57.726	6	24.345	57.472	6	26.007	58.666	30	28.062	59.725
67	26.767	58.206	0	27.132	58.920	0	29.052	58.952	0	30.697	58.649	24	1 LAP	1:00.149
81	27.973	58.771	67	27.779	58.520	67	29.691	58.944	67	31.612	58.925	0	32.339	58.926
11	41.991	59.559	81	29.404	58.939	81	31.433	59.061	81	33.515	59.086	67	32.883	58.555
22	43.918	59.088	11	44.046	59.563	11	46.928	59.914	11	50.020	1:00.096	81	35.434	59.203
13	48.368	1:00.323	22	47.069	1:00.659	22	49.299	59.262	22	51.970	59.675	11	52.277	59.541
			13	51.464	1:00.604	13	54.885	1:00.453				22	53.964	59.278

Cars 27 and 67 please check transponders before the next race

Weather / Track : Cloudy / Dry

www.tsl-timing.com

Page 4 of 5

Mallory Park  
Circuit Length = 1.3500 miles  
Start: 15:41 End: 16:02

Printed - 16.04 Sunday, 26 April 2009

# Ma5da Racing.com MX5 Trophy

## RACE 4 - LAP CHART

Lap 21		
No	Behind	Laptime
1		57.014
28	1.451	57.428
13	1 LAP	59.901
69	15.278	58.120
99	17.073	57.887
3	17.124	58.401
7	17.851	58.099
88	20.731	58.385
6	28.401	58.339
30	29.817	58.769
24	1 LAP	59.566
0	34.107	58.782
67	34.683	58.814
81	37.666	59.246
11	54.876	59.613
22	56.162	59.212

Cars 27 and 67 please check transponders before the next race

Weather / Track : Cloudy / Dry

[www.tsl-timing.com](http://www.tsl-timing.com)

Mallory Park  
Circuit Length = 1.3500 miles  
Start: 15:41 End: 16:02

# Ma5da Racing.com MX5 Trophy

## RACE 7 - GRID

ROW 11	12 Serge SMITH		
ROW 10	23 Martin TOLLEY		96 Mark PIERPOINT
ROW 9	50 Andy COOMBS	27 Andy CAKEBREAD	
		Check transponder before race	
ROW 8	28 Scot KIRLEW		1 Jonathan GREENSMITH
ROW 7	99 Jonathan BLAKE	69 Matt ROBINSON	
ROW 6	7 Kevin MIDDLETON		3 Carl POWELL
ROW 5	6 Alyn ROBSON	88 Simon MCALPINE	
ROW 4	0 Alex HODGKINSON		30 Wayne le MONTAIS
ROW 3	81 Richard BRELAND	67 Rob CARRIGAN	
		Check transponder before race	
ROW 2	22 Darren STANDING		11 Ryan CEFFERTY
ROW 1	24 Derek BROOK	13 Scott LEACH	

**Pole**

Mallory Park  
Circuit Length = 1.3500 miles

**These results are provisional until the conclusion of any judicial and technical matters.**

Clerk of Course :		Timekeeper :
-------------------	--	--------------

# Ma5da Racing.com MX5 Trophy

## RACE 7 - CLASSIFICATION

POS	NO	CL	NAME	ENTRY	LAPS	TIME	GAP	DIFF	MPH	BEST	ON
1	1		Jonathan GREENSMITH	Mazda MX5	21	20:12.343			84.18	56.891	15
2	69		Matt ROBINSON	Mazda MX5	21	20:29.298	16.955	16.955	83.02	57.462	7
3	3		Carl POWELL	Mazda MX5	21	20:29.395	17.052	0.097	83.01	57.469	8
4	28		Scot KIRLEW	Mazda MX5	21	20:29.653	17.310	0.258	82.99	57.249	6
5	50		Andy COOMBS	Mazda MX5	21	20:31.053	18.710	1.400	82.90	57.255	16
6	99		Jonathan BLAKE	Mazda MX5	21	20:31.248	18.905	0.195	82.89	57.338	12
7	7		Kevin MIDDLETON	Mazda MX5	21	20:34.815	22.472	3.567	82.65	57.560	17
8	0		Alex HODGKINSON	Mazda MX5	21	20:35.575	23.232	0.760	82.60	57.789	5
9	88		Simon MCALPINE	Mazda MX5	21	20:36.040	23.697	0.465	82.56	57.598	12
10	12		Serge SMITH	Mazda MX5	21	20:43.702	31.359	7.662	82.06	57.804	18
11	81		Richard BRELAND	Mazda MX5	21	20:47.143	34.800	3.441	81.83	57.958	4
12	67		Rob CARRIGAN	Mazda MX5	21	20:50.927	38.584	3.784	81.58	58.410	21
13	11		Ryan CEFFERTY	Mazda MX5	21	20:51.252	38.909	0.325	81.56	58.211	11
14	22		Darren STANDING	Mazda MX5	21	21:04.293	51.950	13.041	80.72	58.912	4
15	27		Andy CAKEBREAD	Mazda MX5	21	21:05.213	52.870	0.920	80.66	59.036	18
16	24		Derek BROOK	Mazda MX5	21	21:09.097	56.754	3.884	80.41	58.415	17
17	13		Scott LEACH	Mazda MX5	20	20:12.517	1 lap	1 lap	80.16	59.067	7

### NOT CLASSIFIED

DNF	6		Alyn ROBSON	Mazda MX5	13	12:47.975	8 laps	7 laps	82.26	57.730	10
DNF	23		Martin TOLLEY	Mazda MX5	8	8:07.607	13 laps	5 laps	79.73	58.173	6
DNF	30		Wayne le MONTAIS	Mazda MX5	1	1:09.042	20 laps	7 laps	70.39	1:09.042	1

### FASTEST LAP

1			Jonathan GREENSMITH	Mazda MX5	15	56.891		85.42 mph		137.47 kph	
---	--	--	---------------------	-----------	----	--------	--	-----------	--	------------	--

Weather / Track : Cloudy / Dry

These results are provisional until the conclusion of any judicial and technical matters.

Mallory Park  
Circuit Length = 1.3500 miles  
Start: 17:14 End: 17:36

Clerk of Course :		Timekeeper :	
-------------------	--	--------------	--

# Ma5da Racing.com MX5 Trophy

## RACE 7 - LAP CHART

Lap 1			Lap 2			Lap 3			Lap 4			Lap 5		
No	Behind	Laptime	No	Behind	Laptime	No	Behind	Laptime	No	Behind	Laptime	No	Behind	Laptime
81		1:06.931	3		58.120	3		57.666	3		58.013	3		57.991
0	0.422	1:07.353	6	0.261	58.315	6	0.333	57.738	6	0.385	58.065	1	0.297	57.370
3	0.544	1:07.475	0	0.774	59.016	69	1.241	57.718	1	0.918	57.060	6	0.556	58.162
6	0.610	1:07.541	81	0.870	59.534	81	1.764	58.560	69	1.335	58.107	69	1.136	57.792
24	0.727	1:07.658	69	1.189	58.518	1	1.871	58.086	81	1.709	57.958	81	1.811	58.093
88	0.835	1:07.766	88	1.429	59.258	0	2.884	59.776	0	2.810	57.939	0	2.608	57.789
69	1.335	1:08.266	1	1.451	58.200	88	2.991	59.228	50	3.762	58.498	28	4.322	58.315
13	1.598	1:08.529	50	2.344	59.280	50	3.277	58.599	28	3.998	57.751	50	4.581	58.810
50	1.728	1:08.659	24	2.352	1:00.289	24	3.672	58.986	88	4.181	59.203	88	4.899	58.709
1	1.915	1:08.846	13	3.128	1:00.194	28	4.260	58.664	24	4.661	59.002	99	5.233	58.400
30	2.111	1:09.042	28	3.262	58.816	7	4.461	58.835	99	4.824	58.181	24	5.975	59.305
67	2.651	1:09.582	7	3.292	59.250	99	4.656	58.742	7	5.099	58.651	7	6.317	59.209
7	2.706	1:09.637	99	3.580	58.077	13	5.521	1:00.059	67	6.778	58.901	67	7.529	58.742
28	3.110	1:10.041	67	4.268	1:00.281	67	5.890	59.288	13	6.878	59.370	13	8.035	59.148
11	3.728	1:10.659	11	5.630	1:00.566	12	7.734	59.559	12	8.006	58.285	12	8.603	58.588
22	4.063	1:10.994	12	5.841	1:00.088	11	8.270	1:00.306	11	8.956	58.699	11	9.687	58.722
99	4.167	1:11.098	23	6.294	1:00.279	22	9.220	1:00.511	22	10.119	58.912	22	11.079	58.951
12	4.417	1:11.348	22	6.375	1:00.976	23	9.389	1:00.761	23	11.001	59.625	23	12.201	59.191
23	4.679	1:11.610	27	7.027	1:00.662	27	9.577	1:00.216	27	11.908	1:00.344	27	13.314	59.397
27	5.029	1:11.960												

# Ma5da Racing.com MX5 Trophy

## RACE 7 - LAP CHART

Lap 6			Lap 7			Lap 8			Lap 9			Lap 10		
No	Behind	Laptime	No	Behind	Laptime	No	Behind	Laptime	No	Behind	Laptime	No	Behind	Laptime
1		56.998	1		57.077	1		57.064	1		57.356	1		57.071
3	0.426	57.721	3	0.973	57.624	3	1.378	57.469	3	2.248	58.226	3	3.167	57.990
6	1.236	57.975	6	1.977	57.818	6	3.050	58.137	69	3.491	57.680	69	3.905	57.485
69	1.813	57.972	69	2.198	57.462	69	3.167	58.033	6	3.614	57.920	6	4.273	57.730
81	2.627	58.111	81	4.029	58.479	81	6.123	59.158	28	6.901	57.914	28	7.352	57.522
0	3.582	58.269	0	5.396	58.891	28	6.343	57.975	50	7.782	58.300	50	8.187	57.476
28	4.276	57.249	28	5.432	58.233	50	6.838	58.234	0	8.524	58.392	0	9.446	57.993
50	4.946	57.660	50	5.668	57.799	0	7.488	59.156	81	8.668	59.901	99	9.768	58.010
88	5.496	57.892	88	6.187	57.768	88	7.534	58.411	99	8.829	58.551	88	10.104	58.048
99	5.790	57.852	99	6.783	58.070	99	7.634	57.915	88	9.127	58.949	81	10.821	59.224
24	7.343	58.663	7	8.905	58.396	7	10.039	58.198	7	10.567	57.884	7	11.648	58.152
7	7.586	58.564	24	9.603	59.337	12	12.391	58.223	12	13.384	58.349	12	14.287	57.974
67	9.045	58.811	67	11.067	59.099	67	13.770	59.767	67	15.263	58.849	67	16.740	58.548
12	10.236	58.928	12	11.232	58.073	11	14.273	58.619	11	15.475	58.558	11	17.251	58.847
11	11.319	58.927	11	12.718	58.476	23	16.906	59.160	13	20.929	1:01.308	13	24.734	1:00.876
13	11.405	1:00.665	13	13.395	59.067	13	16.977	1:00.646	22	21.409	59.903	22	25.083	1:00.745
22	12.887	59.103	23	14.810	58.808	22	18.862	59.746	27	22.427	59.353	27	25.084	59.728
23	13.079	58.173	22	16.180	1:00.370	27	20.430	59.625	24	27.247	59.838	24	30.161	59.985
27	15.499	59.480	27	17.869	59.447	24	24.765	1:12.226						

# Ma5da Racing.com MX5 Trophy

## RACE 7 - LAP CHART

Lap 11			Lap 12			Lap 13			Lap 14			Lap 15		
No	Behind	Laptime	No	Behind	Laptime	No	Behind	Laptime	No	Behind	Laptime	No	Behind	Laptime
1		56.904	1		56.991	1		57.349	1		56.982	1		56.891
3	4.128	57.865	3	5.001	57.864	3	5.411	57.759	69	7.268	58.511	3	9.418	59.038
69	4.788	57.787	69	5.449	57.652	69	5.739	57.639	3	7.271	58.842	69	9.477	59.100
6	5.107	57.738	6	5.991	57.875	28	8.249	57.299	28	8.897	57.630	28	9.673	57.667
28	7.821	57.373	28	8.299	57.469	50	9.517	57.499	50	10.705	58.170	50	11.574	57.760
50	8.848	57.565	50	9.367	57.510	99	11.288	57.520	99	11.854	57.548	99	12.869	57.906
0	10.490	57.948	99	11.117	57.338	6	11.603	1:02.961	88	13.100	58.080	88	14.981	58.772
99	10.770	57.906	88	11.579	57.598	88	12.002	57.772	0	13.616	57.852	0	15.194	58.469
88	10.972	57.772	0	12.207	58.708	0	12.746	57.888	7	15.308	57.923	7	16.177	57.760
81	12.982	59.065	7	14.001	58.010	7	14.367	57.715	12	18.364	58.425	12	19.456	57.983
7	12.982	58.238	81	14.533	58.542	81	16.151	58.967	81	18.598	59.429	81	20.770	59.063
12	15.513	58.130	12	16.379	57.857	12	16.921	57.891	11	24.744	58.968	67	26.836	58.556
67	18.288	58.452	67	19.936	58.639	11	22.758	59.968	67	25.171	58.998	11	27.093	59.240
11	18.558	58.211	11	20.139	58.572	67	23.155	1:00.568	22	35.682	59.700	22	38.048	59.257
22	28.289	1:00.110	22	30.776	59.478	22	32.964	59.537	27	35.997	59.482	27	38.409	59.303
13	28.583	1:00.753	27	31.526	59.472	27	33.497	59.320	13	37.308	59.774	13	40.580	1:00.163
27	29.045	1:00.865	13	32.125	1:00.533	13	34.516	59.740	24	38.885	58.786	24	40.738	58.744
24	32.993	59.736	24	35.155	59.153	24	37.081	59.275						

# Ma5da Racing.com MX5 Trophy

## RACE 7 - LAP CHART

Lap 16			Lap 17			Lap 18			Lap 19			Lap 20		
No	Behind	Laptime	No	Behind	Laptime	No	Behind	Laptime	No	Behind	Laptime	No	Behind	Laptime
1		57.285	1		56.979	1		56.915	1		57.033	1		56.922
69	10.224	58.032	69	11.708	58.463	69	13.334	58.541	69	14.801	58.500	69	15.815	57.936
3	10.416	58.283	3	11.834	58.397	28	13.411	58.211	3	15.326	58.453	3	16.135	57.731
28	10.722	58.334	28	12.115	58.372	50	13.648	58.351	28	15.721	59.343	28	16.393	57.594
50	11.544	57.255	50	12.212	57.647	3	13.906	58.987	50	15.913	59.298	50	17.551	58.560
99	13.296	57.712	99	14.445	58.128	99	15.257	57.727	99	15.979	57.755	99	17.646	58.589
0	16.004	58.095	0	17.121	58.096	7	18.749	58.290	7	20.069	58.353	7	21.094	57.947
7	16.793	57.901	7	17.374	57.560	0	19.269	59.063	0	20.639	58.403	0	22.197	58.480
88	17.218	59.522	88	17.924	57.685	88	19.668	58.659	88	20.673	58.038	88	22.203	58.452
12	20.302	58.131	12	21.417	58.094	12	22.306	57.804	12	23.217	57.944	12	25.992	59.697
81	22.988	59.503	81	25.169	59.160	81	27.620	59.366	81	29.518	58.931	81	32.196	59.600
67	28.306	58.755	67	30.646	59.319	67	32.513	58.782	11	34.644	58.953	67	37.138	59.194
11	28.405	58.597	11	30.807	59.381	11	32.724	58.832	67	34.866	59.386	11	37.574	59.852
22	40.376	59.613	22	42.949	59.552	22	44.999	58.965	22	47.048	59.082	22	49.657	59.531
27	40.656	59.532	27	43.295	59.618	27	45.416	59.036	27	48.011	59.628	27	50.550	59.461
13	44.045	1:00.750	13	47.573	1:00.507	24	50.901	59.894	24	52.828	58.960	24	54.869	58.963
24	46.486	1:03.033	24	47.922	58.415	13	51.404	1:00.746	13	53.743	59.372			

# Ma5da Racing.com MX5 Trophy

## RACE 7 - LAP CHART

Lap 21		
No	Behind	Laptime
1		56.964
13	1 LAP	1:00.317
69	16.955	58.104
3	17.052	57.881
28	17.310	57.881
50	18.710	58.123
99	18.905	58.223
7	22.472	58.342
0	23.232	57.999
88	23.697	58.458
12	31.359	1:02.331
81	34.800	59.568
67	38.584	58.410
11	38.909	58.299
22	51.950	59.257
27	52.870	59.284
24	56.754	58.849